




Usu: supervisor  
Rep: rptAnaliticoPresupuestoEgresos\_FF

**MUNICIPIO DE FRANCISCO I. MADERO, HIDALGO**  
**HIDALGO**  
Analítico Mensual de Egresos Pagados por Fuente de Financiamiento al 30/abr./2020  
(Cuentas con Movimientos)  
(Cifras en pesos y centavos)

Fecha y hora de Impresión | 17/jul./2020  
11:08 a. m.

Objeto del Gasto	Presupuesto Vigente	Ene	Feb	Mar	Abr	May	Jun	Jul	Ago	Sep	Oct	Nov	Dic	Total	Diferencia (Vigente - Total)
<b>1103 RECURSOS PROPIOS 2020</b>															
<b>100000 SERVICIOS PERSONALES</b>	<b>\$530,000.00</b>	<b>\$65,379.35</b>	<b>\$48,853.02</b>	<b>\$47,275.00</b>	<b>\$80,480.00</b>	<b>\$0.00</b>	<b>\$0.00</b>	<b>\$0.00</b>	<b>\$0.00</b>	<b>\$0.00</b>	<b>\$0.00</b>	<b>\$0.00</b>	<b>\$0.00</b>	<b>\$241,987.37</b>	<b>\$288,012.63</b>
120000 Remuneraciones al personal de carácter	\$250,000.00	\$20,000.00	\$18,568.00	\$21,000.00	\$43,667.00	\$0.00	\$0.00	\$0.00	\$0.00	\$0.00	\$0.00	\$0.00	\$0.00	\$103,235.00	\$146,765.00
122000 Sueldos base al personal eventual	\$250,000.00	\$20,000.00	\$18,568.00	\$21,000.00	\$43,667.00	\$0.00	\$0.00	\$0.00	\$0.00	\$0.00	\$0.00	\$0.00	\$0.00	\$103,235.00	\$146,765.00
122003 Lista de Raya	\$250,000.00	\$20,000.00	\$18,568.00	\$21,000.00	\$43,667.00	\$0.00	\$0.00	\$0.00	\$0.00	\$0.00	\$0.00	\$0.00	\$0.00	\$103,235.00	\$146,765.00
130000 Remuneraciones adicionales y especiales	\$100,000.00	\$8,034.33	\$0.00	\$0.00	\$0.00	\$0.00	\$0.00	\$0.00	\$0.00	\$0.00	\$0.00	\$0.00	\$0.00	\$8,034.33	\$91,965.67
134000 Compensaciones	\$100,000.00	\$8,034.33	\$0.00	\$0.00	\$0.00	\$0.00	\$0.00	\$0.00	\$0.00	\$0.00	\$0.00	\$0.00	\$0.00	\$8,034.33	\$91,965.67
134001 Compensaciones	\$100,000.00	\$8,034.33	\$0.00	\$0.00	\$0.00	\$0.00	\$0.00	\$0.00	\$0.00	\$0.00	\$0.00	\$0.00	\$0.00	\$8,034.33	\$91,965.67
150000 Otras prestaciones sociales y económica	\$180,000.00	\$37,345.02	\$30,285.02	\$26,275.00	\$36,813.00	\$0.00	\$0.00	\$0.00	\$0.00	\$0.00	\$0.00	\$0.00	\$0.00	\$130,718.04	\$49,281.96
152000 Indemnizaciones	\$80,000.00	\$0.00	\$0.00	\$0.00	\$0.00	\$0.00	\$0.00	\$0.00	\$0.00	\$0.00	\$0.00	\$0.00	\$0.00	\$0.00	\$80,000.00
152001 Indemnizaciones	\$80,000.00	\$0.00	\$0.00	\$0.00	\$0.00	\$0.00	\$0.00	\$0.00	\$0.00	\$0.00	\$0.00	\$0.00	\$0.00	\$0.00	\$80,000.00
159000 Otras prestaciones sociales y económicas	\$100,000.00	\$37,345.02	\$30,285.02	\$26,275.00	\$36,813.00	\$0.00	\$0.00	\$0.00	\$0.00	\$0.00	\$0.00	\$0.00	\$0.00	\$130,718.04	-\$30,718.04
159002 Otras Prestaciones	\$100,000.00	\$37,345.02	\$30,285.02	\$26,275.00	\$36,813.00	\$0.00	\$0.00	\$0.00	\$0.00	\$0.00	\$0.00	\$0.00	\$0.00	\$130,718.04	-\$30,718.04
<b>200000 MATERIALES Y SUMINISTROS</b>	<b>\$2,890,000.00</b>	<b>\$184,915.20</b>	<b>\$237,177.36</b>	<b>\$158,507.80</b>	<b>\$23,208.58</b>	<b>\$0.00</b>	<b>\$0.00</b>	<b>\$0.00</b>	<b>\$0.00</b>	<b>\$0.00</b>	<b>\$0.00</b>	<b>\$0.00</b>	<b>\$0.00</b>	<b>\$603,808.94</b>	<b>\$2,286,191.06</b>
210000 Materiales de administración, emisión de	\$700,000.00	\$179,359.20	\$229,793.00	\$78,143.44	\$0.00	\$0.00	\$0.00	\$0.00	\$0.00	\$0.00	\$0.00	\$0.00	\$0.00	\$487,295.64	\$212,704.36
211000 Materiales, útiles y equipos menores de ofi	\$230,000.00	\$100,943.20	\$114,962.10	\$1,388.92	\$0.00	\$0.00	\$0.00	\$0.00	\$0.00	\$0.00	\$0.00	\$0.00	\$0.00	\$217,294.22	\$12,705.78
211001 Material de Oficina	\$230,000.00	\$100,943.20	\$114,962.10	\$1,388.92	\$0.00	\$0.00	\$0.00	\$0.00	\$0.00	\$0.00	\$0.00	\$0.00	\$0.00	\$217,294.22	\$12,705.78
212000 Materiales y útiles de impresión y reproduc	\$250,000.00	\$15,660.00	\$52,417.10	\$72,056.52	\$0.00	\$0.00	\$0.00	\$0.00	\$0.00	\$0.00	\$0.00	\$0.00	\$0.00	\$140,133.62	\$109,866.38
212001 Materiales y Útiles de Impresión	\$250,000.00	\$15,660.00	\$52,417.10	\$72,056.52	\$0.00	\$0.00	\$0.00	\$0.00	\$0.00	\$0.00	\$0.00	\$0.00	\$0.00	\$140,133.62	\$109,866.38
214000 Materiales, útiles y equipos menores de ter	\$90,000.00	\$0.00	\$0.00	\$4,698.00	\$0.00	\$0.00	\$0.00	\$0.00	\$0.00	\$0.00	\$0.00	\$0.00	\$0.00	\$4,698.00	\$85,302.00
214001 Material para Bienes Informáticos	\$90,000.00	\$0.00	\$0.00	\$4,698.00	\$0.00	\$0.00	\$0.00	\$0.00	\$0.00	\$0.00	\$0.00	\$0.00	\$0.00	\$4,698.00	\$85,302.00
216000 Material de limpieza	\$130,000.00	\$62,756.00	\$62,413.80	\$0.00	\$0.00	\$0.00	\$0.00	\$0.00	\$0.00	\$0.00	\$0.00	\$0.00	\$0.00	\$125,169.80	\$4,830.20
216001 Material de Limpieza	\$130,000.00	\$62,756.00	\$62,413.80	\$0.00	\$0.00	\$0.00	\$0.00	\$0.00	\$0.00	\$0.00	\$0.00	\$0.00	\$0.00	\$125,169.80	\$4,830.20
220000 Alimentos y utensilios	\$10,000.00	\$800.00	\$3,600.00	\$3,000.00	\$0.00	\$0.00	\$0.00	\$0.00	\$0.00	\$0.00	\$0.00	\$0.00	\$0.00	\$7,400.00	\$2,600.00
221000 Productos alimenticios para personas	\$10,000.00	\$800.00	\$3,600.00	\$3,000.00	\$0.00	\$0.00	\$0.00	\$0.00	\$0.00	\$0.00	\$0.00	\$0.00	\$0.00	\$7,400.00	\$2,600.00
221001 Alimentación de Personas	\$10,000.00	\$800.00	\$3,600.00	\$3,000.00	\$0.00	\$0.00	\$0.00	\$0.00	\$0.00	\$0.00	\$0.00	\$0.00	\$0.00	\$7,400.00	\$2,600.00
240000 Materiales y artículos de construcción y c	\$900,000.00	\$0.00	\$0.00	\$0.00	\$0.00	\$0.00	\$0.00	\$0.00	\$0.00	\$0.00	\$0.00	\$0.00	\$0.00	\$0.00	\$500,000.00
242000 Cemento y productos de concreto	\$300,000.00	\$0.00	\$0.00	\$0.00	\$0.00	\$0.00	\$0.00	\$0.00	\$0.00	\$0.00	\$0.00	\$0.00	\$0.00	\$0.00	\$300,000.00
242001 Cemento y productos de concreto	\$300,000.00	\$0.00	\$0.00	\$0.00	\$0.00	\$0.00	\$0.00	\$0.00	\$0.00	\$0.00	\$0.00	\$0.00	\$0.00	\$0.00	\$300,000.00
246000 Material eléctrico y electrónico	\$100,000.00	\$0.00	\$0.00	\$0.00	\$0.00	\$0.00	\$0.00	\$0.00	\$0.00	\$0.00	\$0.00	\$0.00	\$0.00	\$0.00	\$100,000.00
246001 Material Eléctrico	\$100,000.00	\$0.00	\$0.00	\$0.00	\$0.00	\$0.00	\$0.00	\$0.00	\$0.00	\$0.00	\$0.00	\$0.00	\$0.00	\$0.00	\$100,000.00
248000 Materiales complementarios	\$50,000.00	\$0.00	\$0.00	\$0.00	\$0.00	\$0.00	\$0.00	\$0.00	\$0.00	\$0.00	\$0.00	\$0.00	\$0.00	\$0.00	\$50,000.00
248001 Materiales complementarios	\$50,000.00	\$0.00	\$0.00	\$0.00	\$0.00	\$0.00	\$0.00	\$0.00	\$0.00	\$0.00	\$0.00	\$0.00	\$0.00	\$0.00	\$50,000.00
249000 Otros materiales y artículos de construcci	\$50,000.00	\$0.00	\$0.00	\$0.00	\$0.00	\$0.00	\$0.00	\$0.00	\$0.00	\$0.00	\$0.00	\$0.00	\$0.00	\$0.00	\$50,000.00
249001 Otros materiales y artículos de construcci	\$50,000.00	\$0.00	\$0.00	\$0.00	\$0.00	\$0.00	\$0.00	\$0.00	\$0.00	\$0.00	\$0.00	\$0.00	\$0.00	\$0.00	\$50,000.00
250000 Productos químicos, farmacéuticos y de l	\$300,000.00	\$0.00	\$0.00	\$73,398.00	\$0.00	\$0.00	\$0.00	\$0.00	\$0.00	\$0.00	\$0.00	\$0.00	\$0.00	\$73,398.00	\$226,602.00
253000 Medicinas y productos farmacéuticos	\$250,000.00	\$0.00	\$0.00	\$36,278.00	\$0.00	\$0.00	\$0.00	\$0.00	\$0.00	\$0.00	\$0.00	\$0.00	\$0.00	\$36,278.00	\$213,722.00
253001 Medicinas y Productos Farmacéuticos	\$250,000.00	\$0.00	\$0.00	\$36,278.00	\$0.00	\$0.00	\$0.00	\$0.00	\$0.00	\$0.00	\$0.00	\$0.00	\$0.00	\$36,278.00	\$213,722.00






Utr: supervisor  
Rep: rptAnaliticoPresupuestoEgresos\_FF

**MUNICIPIO DE FRANCISCO I. MADERO, HIDALGO**  
**HIDALGO**  
 Analítico Mensual de Egresos Pagados por Fuente de Financiamiento al 30/abr./2020  
 (Cuentas con Movimientos)  
 (Cifras en pesos y centavos)

Fecha y hora de Impresión | 17/jul./2020  
11:08 a. m.

Objeto del Gasto	Presupuesto Vigente	Ene	Feb	Mar	Abr	May	Jun	Jul	Ago	Sep	Oct	Nov	Dic	Total	Diferencia (Vigente - Total)
254000 Materiales, accesorios y suministros médic	\$50,000.00	\$0.00	\$0.00	\$37,120.00	\$0.00	\$0.00	\$0.00	\$0.00	\$0.00	\$0.00	\$0.00	\$0.00	\$0.00	\$37,120.00	\$12,880.00
254001 Materiales y Suministros Médicos	\$50,000.00	\$0.00	\$0.00	\$37,120.00	\$0.00	\$0.00	\$0.00	\$0.00	\$0.00	\$0.00	\$0.00	\$0.00	\$0.00	\$37,120.00	\$12,880.00
260000 Combustibles, lubricantes y aditivos	\$800,000.00	\$0.00	\$0.00	\$0.00	\$0.00	\$0.00	\$0.00	\$0.00	\$0.00	\$0.00	\$0.00	\$0.00	\$0.00	\$0.00	\$800,000.00
261000 Combustibles, lubricantes y aditivos	\$800,000.00	\$0.00	\$0.00	\$0.00	\$0.00	\$0.00	\$0.00	\$0.00	\$0.00	\$0.00	\$0.00	\$0.00	\$0.00	\$0.00	\$800,000.00
261001 Combustibles y Lubricantes vehiculos y eq	\$800,000.00	\$0.00	\$0.00	\$0.00	\$0.00	\$0.00	\$0.00	\$0.00	\$0.00	\$0.00	\$0.00	\$0.00	\$0.00	\$0.00	\$800,000.00
270000 Vestuario, blancos, prendas de protecció	\$100,000.00	\$0.00	\$0.00	\$1,097.83	\$23,208.58	\$0.00	\$0.00	\$0.00	\$0.00	\$0.00	\$0.00	\$0.00	\$0.00	\$24,306.41	\$75,693.59
271000 Vestuario y uniformes	\$50,000.00	\$0.00	\$0.00	\$265.76	\$11,977.00	\$0.00	\$0.00	\$0.00	\$0.00	\$0.00	\$0.00	\$0.00	\$0.00	\$12,242.76	\$37,757.24
271001 Vestuario, Uniformes	\$50,000.00	\$0.00	\$0.00	\$265.76	\$11,977.00	\$0.00	\$0.00	\$0.00	\$0.00	\$0.00	\$0.00	\$0.00	\$0.00	\$12,242.76	\$37,757.24
272000 Prendas de seguridad y protección person	\$50,000.00	\$0.00	\$0.00	\$832.07	\$11,231.58	\$0.00	\$0.00	\$0.00	\$0.00	\$0.00	\$0.00	\$0.00	\$0.00	\$12,063.65	\$37,936.35
272001 Prendas de Protección	\$50,000.00	\$0.00	\$0.00	\$832.07	\$11,231.58	\$0.00	\$0.00	\$0.00	\$0.00	\$0.00	\$0.00	\$0.00	\$0.00	\$12,063.65	\$37,936.35
280000 Materiales y suministros para seguridad	\$50,000.00	\$0.00	\$684.00	\$0.00	\$0.00	\$0.00	\$0.00	\$0.00	\$0.00	\$0.00	\$0.00	\$0.00	\$0.00	\$684.00	\$49,316.00
283000 Prendas de protección para seguridad púb	\$50,000.00	\$0.00	\$684.00	\$0.00	\$0.00	\$0.00	\$0.00	\$0.00	\$0.00	\$0.00	\$0.00	\$0.00	\$0.00	\$684.00	\$49,316.00
283001 Prendas de protección para seguridad púb	\$50,000.00	\$0.00	\$684.00	\$0.00	\$0.00	\$0.00	\$0.00	\$0.00	\$0.00	\$0.00	\$0.00	\$0.00	\$0.00	\$684.00	\$49,316.00
290000 Herramientas, refacciones y accesorios n	\$430,000.00	\$4,756.00	\$3,100.36	\$2,868.53	\$0.00	\$0.00	\$0.00	\$0.00	\$0.00	\$0.00	\$0.00	\$0.00	\$0.00	\$10,724.89	\$419,275.11
291000 Herramientas menores	\$25,000.00	\$4,756.00	\$2,757.00	\$2,746.73	\$0.00	\$0.00	\$0.00	\$0.00	\$0.00	\$0.00	\$0.00	\$0.00	\$0.00	\$10,259.73	\$14,740.27
291001 Herramientas Menores	\$25,000.00	\$4,756.00	\$2,757.00	\$2,746.73	\$0.00	\$0.00	\$0.00	\$0.00	\$0.00	\$0.00	\$0.00	\$0.00	\$0.00	\$10,259.73	\$14,740.27
292000 Refacciones y accesorios menores de edif	\$150,000.00	\$0.00	\$0.00	\$0.00	\$0.00	\$0.00	\$0.00	\$0.00	\$0.00	\$0.00	\$0.00	\$0.00	\$0.00	\$0.00	\$150,000.00
292001 Refacciones y accesorios menores de edif	\$150,000.00	\$0.00	\$0.00	\$0.00	\$0.00	\$0.00	\$0.00	\$0.00	\$0.00	\$0.00	\$0.00	\$0.00	\$0.00	\$0.00	\$150,000.00
294000 Refacciones y accesorios menores de equ	\$25,000.00	\$0.00	\$343.36	\$121.80	\$0.00	\$0.00	\$0.00	\$0.00	\$0.00	\$0.00	\$0.00	\$0.00	\$0.00	\$465.16	\$24,534.84
294001 Refacciones y accesorios menores de equ	\$25,000.00	\$0.00	\$343.36	\$121.80	\$0.00	\$0.00	\$0.00	\$0.00	\$0.00	\$0.00	\$0.00	\$0.00	\$0.00	\$465.16	\$24,534.84
296000 Refacciones y accesorios menores de equ	\$230,000.00	\$0.00	\$0.00	\$0.00	\$0.00	\$0.00	\$0.00	\$0.00	\$0.00	\$0.00	\$0.00	\$0.00	\$0.00	\$0.00	\$230,000.00
296001 Refacciones y accesorios menores de equ	\$230,000.00	\$0.00	\$0.00	\$0.00	\$0.00	\$0.00	\$0.00	\$0.00	\$0.00	\$0.00	\$0.00	\$0.00	\$0.00	\$0.00	\$230,000.00
<b>300000 SERVICIOS GENERALES</b>	<b>\$4,145,734.78</b>	<b>\$202,467.07</b>	<b>\$615,463.66</b>	<b>\$597,450.20</b>	<b>\$257,461.12</b>	<b>\$0.00</b>	<b>\$0.00</b>	<b>\$0.00</b>	<b>\$0.00</b>	<b>\$0.00</b>	<b>\$0.00</b>	<b>\$0.00</b>	<b>\$0.00</b>	<b>\$1,672,842.05</b>	<b>\$2,472,892.73</b>
310000 Servicios básicos	\$180,000.00	\$2,794.00	\$2,794.00	\$33,557.23	\$2,794.00	\$0.00	\$0.00	\$0.00	\$0.00	\$0.00	\$0.00	\$0.00	\$0.00	\$41,939.23	\$138,060.77
313000 Agua	\$120,000.00	\$0.00	\$0.00	\$30,833.23	\$0.00	\$0.00	\$0.00	\$0.00	\$0.00	\$0.00	\$0.00	\$0.00	\$0.00	\$30,833.23	\$89,166.77
313001 Servicio de Agua	\$120,000.00	\$0.00	\$0.00	\$30,833.23	\$0.00	\$0.00	\$0.00	\$0.00	\$0.00	\$0.00	\$0.00	\$0.00	\$0.00	\$30,833.23	\$89,166.77
314000 Telefonía tradicional	\$60,000.00	\$2,794.00	\$2,794.00	\$2,724.00	\$2,794.00	\$0.00	\$0.00	\$0.00	\$0.00	\$0.00	\$0.00	\$0.00	\$0.00	\$11,106.00	\$48,894.00
314001 Servicio Telefónico Tradicional	\$60,000.00	\$2,794.00	\$2,794.00	\$2,724.00	\$2,794.00	\$0.00	\$0.00	\$0.00	\$0.00	\$0.00	\$0.00	\$0.00	\$0.00	\$11,106.00	\$48,894.00
320000 Servicios de arrendamiento	\$30,000.00	\$0.00	\$0.00	\$0.00	\$0.00	\$0.00	\$0.00	\$0.00	\$0.00	\$0.00	\$0.00	\$0.00	\$0.00	\$0.00	\$30,000.00
321000 Arrendamiento de terrenos	\$20,000.00	\$0.00	\$0.00	\$0.00	\$0.00	\$0.00	\$0.00	\$0.00	\$0.00	\$0.00	\$0.00	\$0.00	\$0.00	\$0.00	\$20,000.00
321001 Arrendamiento de terrenos	\$20,000.00	\$0.00	\$0.00	\$0.00	\$0.00	\$0.00	\$0.00	\$0.00	\$0.00	\$0.00	\$0.00	\$0.00	\$0.00	\$0.00	\$20,000.00
326000 Arrendamiento de maquinaria, otros equi	\$10,000.00	\$0.00	\$0.00	\$0.00	\$0.00	\$0.00	\$0.00	\$0.00	\$0.00	\$0.00	\$0.00	\$0.00	\$0.00	\$0.00	\$10,000.00
326001 Arrendamiento de Maquinaria y Equipo	\$10,000.00	\$0.00	\$0.00	\$0.00	\$0.00	\$0.00	\$0.00	\$0.00	\$0.00	\$0.00	\$0.00	\$0.00	\$0.00	\$0.00	\$10,000.00
330000 Servicios profesionales, científicos, técni	\$70,000.00	\$43,396.00	\$0.00	\$565.00	\$0.00	\$0.00	\$0.00	\$0.00	\$0.00	\$0.00	\$0.00	\$0.00	\$0.00	\$43,961.00	\$26,039.00
331000 Servicios legales, de contabilidad, auditori	\$60,000.00	\$43,396.00	\$0.00	\$565.00	\$0.00	\$0.00	\$0.00	\$0.00	\$0.00	\$0.00	\$0.00	\$0.00	\$0.00	\$43,961.00	\$16,039.00
331001 Servicios legales	\$60,000.00	\$43,396.00	\$0.00	\$565.00	\$0.00	\$0.00	\$0.00	\$0.00	\$0.00	\$0.00	\$0.00	\$0.00	\$0.00	\$43,961.00	\$16,039.00
332000 Servicios de diseño, arquitectura, ingenierí	\$10,000.00	\$0.00	\$0.00	\$0.00	\$0.00	\$0.00	\$0.00	\$0.00	\$0.00	\$0.00	\$0.00	\$0.00	\$0.00	\$0.00	\$10,000.00
332001 Servicios de arquitectura, ingeniería y activ	\$10,000.00	\$0.00	\$0.00	\$0.00	\$0.00	\$0.00	\$0.00	\$0.00	\$0.00	\$0.00	\$0.00	\$0.00	\$0.00	\$0.00	\$10,000.00
340000 Servicios financieros, bancarios y comer	\$10,000.00	\$0.00	\$0.00	\$0.00	\$1,044.00	\$0.00	\$0.00	\$0.00	\$0.00	\$0.00	\$0.00	\$0.00	\$0.00	\$1,044.00	\$8,956.00
349000 Servicios financieros, bancarios y comerc	\$10,000.00	\$0.00	\$0.00	\$0.00	\$1,044.00	\$0.00	\$0.00	\$0.00	\$0.00	\$0.00	\$0.00	\$0.00	\$0.00	\$1,044.00	\$8,956.00



2016-2020



2016-2020



2016-2020

**MUNICIPIO DE FRANCISCO I. MADERO, HIDALGO**  
**HIDALGO**  
Analítico Mensual de Egresos Pagados por Fuente de Financiamiento al 30/abr./2020  
(Cuentas con Movimientos)  
(Cifras en pesos y centavos)

Objeto del Gasto	Presupuesto Vigente	Ene	Feb	Mar	Abr	May	Jun	Jul	Ago	Sep	Oct	Nov	Dic	Total	Diferencia (Vigente - Total)
349001 Servicios financieros, bancarios y comerc	\$10,000.00	\$0.00	\$0.00	\$0.00	\$1,044.00	\$0.00	\$0.00	\$0.00	\$0.00	\$0.00	\$0.00	\$0.00	\$0.00	\$1,044.00	\$8,956.00
350000 Servicios de instalación, reparación, man	\$2,050,734.78	\$96,586.67	\$527,368.86	\$535,950.63	\$242,521.52	\$0.00	\$0.00	\$0.00	\$0.00	\$0.00	\$0.00	\$0.00	\$0.00	\$1,402,427.68	\$648,307.10
351000 Conservación y mantenimiento menor de i	\$800,734.78	\$17,890.68	\$341,849.26	\$402,546.25	\$69,944.09	\$0.00	\$0.00	\$0.00	\$0.00	\$0.00	\$0.00	\$0.00	\$0.00	\$832,230.28	-\$31,495.50
351001 Conservación y mantenimiento menor de i	\$800,734.78	\$17,890.68	\$341,849.26	\$402,546.25	\$69,944.09	\$0.00	\$0.00	\$0.00	\$0.00	\$0.00	\$0.00	\$0.00	\$0.00	\$832,230.28	-\$31,495.50
352000 Instalación, reparación y mantenimiento de	\$35,000.00	\$0.00	\$0.00	\$8,000.00	\$0.00	\$0.00	\$0.00	\$0.00	\$0.00	\$0.00	\$0.00	\$0.00	\$0.00	\$8,000.00	\$29,000.00
352001 Mantenimiento de Mobiliario y Equipo de A	\$20,000.00	\$0.00	\$0.00	\$0.00	\$0.00	\$0.00	\$0.00	\$0.00	\$0.00	\$0.00	\$0.00	\$0.00	\$0.00	\$0.00	\$20,000.00
352002 Mantenimiento de Equipo y Aparatos de C.	\$15,000.00	\$0.00	\$0.00	\$6,000.00	\$0.00	\$0.00	\$0.00	\$0.00	\$0.00	\$0.00	\$0.00	\$0.00	\$0.00	\$6,000.00	\$9,000.00
355000 Reparación y mantenimiento de equipo de	\$1,200,000.00	\$78,695.99	\$185,519.60	\$120,049.98	\$172,577.43	\$0.00	\$0.00	\$0.00	\$0.00	\$0.00	\$0.00	\$0.00	\$0.00	\$556,843.00	\$643,157.00
355001 Mantenimiento de Vehículos	\$1,200,000.00	\$78,695.99	\$185,519.60	\$120,049.98	\$172,577.43	\$0.00	\$0.00	\$0.00	\$0.00	\$0.00	\$0.00	\$0.00	\$0.00	\$556,843.00	\$643,157.00
357000 Instalación, reparación y mantenimiento de	\$15,000.00	\$0.00	\$0.00	\$7,354.40	\$0.00	\$0.00	\$0.00	\$0.00	\$0.00	\$0.00	\$0.00	\$0.00	\$0.00	\$7,354.40	\$7,645.60
357001 Mantenimiento de Maquinaria y Equipo	\$15,000.00	\$0.00	\$0.00	\$7,354.40	\$0.00	\$0.00	\$0.00	\$0.00	\$0.00	\$0.00	\$0.00	\$0.00	\$0.00	\$7,354.40	\$7,645.60
360000 Servicios de comunicación social y publi	\$30,000.00	\$14,662.40	\$11,240.40	\$0.00	\$2,854.00	\$0.00	\$0.00	\$0.00	\$0.00	\$0.00	\$0.00	\$0.00	\$0.00	\$28,756.80	\$1,243.20
361000 Difusión por radio, televisión y otros medio	\$30,000.00	\$14,662.40	\$11,240.40	\$0.00	\$2,854.00	\$0.00	\$0.00	\$0.00	\$0.00	\$0.00	\$0.00	\$0.00	\$0.00	\$28,756.80	\$1,243.20
361001 Difusión de programas y actividades guber	\$30,000.00	\$14,662.40	\$11,240.40	\$0.00	\$2,854.00	\$0.00	\$0.00	\$0.00	\$0.00	\$0.00	\$0.00	\$0.00	\$0.00	\$28,756.80	\$1,243.20
370000 Servicios de traslado y viáticos	\$5,000.00	\$0.00	\$0.00	\$0.00	\$0.00	\$0.00	\$0.00	\$0.00	\$0.00	\$0.00	\$0.00	\$0.00	\$0.00	\$0.00	\$5,000.00
372000 Pasajes terrestres	\$5,000.00	\$0.00	\$0.00	\$0.00	\$0.00	\$0.00	\$0.00	\$0.00	\$0.00	\$0.00	\$0.00	\$0.00	\$0.00	\$0.00	\$5,000.00
372001 Pasajes terrestres	\$5,000.00	\$0.00	\$0.00	\$0.00	\$0.00	\$0.00	\$0.00	\$0.00	\$0.00	\$0.00	\$0.00	\$0.00	\$0.00	\$0.00	\$5,000.00
380000 Servicios oficiales	\$920,000.00	\$45,028.00	\$74,060.40	\$27,377.34	\$8,247.60	\$0.00	\$0.00	\$0.00	\$0.00	\$0.00	\$0.00	\$0.00	\$0.00	\$154,713.34	\$765,286.66
382000 Gastos de orden social y cultural	\$920,000.00	\$45,028.00	\$74,060.40	\$27,377.34	\$8,247.60	\$0.00	\$0.00	\$0.00	\$0.00	\$0.00	\$0.00	\$0.00	\$0.00	\$154,713.34	\$765,286.66
382001 Gastos de orden social	\$920,000.00	\$45,028.00	\$74,060.40	\$27,377.34	\$8,247.60	\$0.00	\$0.00	\$0.00	\$0.00	\$0.00	\$0.00	\$0.00	\$0.00	\$154,713.34	\$765,286.66
390000 Otros servicios generales	\$850,000.00	\$0.00	\$0.00	\$0.00	\$0.00	\$0.00	\$0.00	\$0.00	\$0.00	\$0.00	\$0.00	\$0.00	\$0.00	\$0.00	\$850,000.00
392000 Impuestos y derechos	\$400,000.00	\$0.00	\$0.00	\$0.00	\$0.00	\$0.00	\$0.00	\$0.00	\$0.00	\$0.00	\$0.00	\$0.00	\$0.00	\$0.00	\$400,000.00
392005 Pago de otros impuestos	\$400,000.00	\$0.00	\$0.00	\$0.00	\$0.00	\$0.00	\$0.00	\$0.00	\$0.00	\$0.00	\$0.00	\$0.00	\$0.00	\$0.00	\$400,000.00
398000 Impuesto sobre nóminas y otros que se de	\$450,000.00	\$0.00	\$0.00	\$0.00	\$0.00	\$0.00	\$0.00	\$0.00	\$0.00	\$0.00	\$0.00	\$0.00	\$0.00	\$0.00	\$450,000.00
398001 Impuesto sobre nóminas y otros que se de	\$450,000.00	\$0.00	\$0.00	\$0.00	\$0.00	\$0.00	\$0.00	\$0.00	\$0.00	\$0.00	\$0.00	\$0.00	\$0.00	\$0.00	\$450,000.00
400000 TRANSFERENCIAS, ASIGNACIONES	\$2,432,298.97	\$52,884.43	\$423,059.89	\$532,473.08	\$88,425.52	\$0.00	\$0.00	\$0.00	\$0.00	\$0.00	\$0.00	\$0.00	\$0.00	\$1,096,842.92	\$1,335,456.05
440000 Ayudas sociales	\$2,432,298.97	\$52,884.43	\$423,059.89	\$532,473.08	\$88,425.52	\$0.00	\$0.00	\$0.00	\$0.00	\$0.00	\$0.00	\$0.00	\$0.00	\$1,096,842.92	\$1,335,456.05
441000 Ayudas sociales a personas	\$510,000.00	\$7,496.00	\$15,940.88	\$45,369.00	\$1,250.00	\$0.00	\$0.00	\$0.00	\$0.00	\$0.00	\$0.00	\$0.00	\$0.00	\$70,055.88	\$439,944.12
441001 Ayudas sociales a personas	\$510,000.00	\$7,496.00	\$15,940.88	\$45,369.00	\$1,250.00	\$0.00	\$0.00	\$0.00	\$0.00	\$0.00	\$0.00	\$0.00	\$0.00	\$70,055.88	\$439,944.12
443000 Ayudas sociales a instituciones de enseña	\$555,000.00	\$6,154.76	\$25,140.84	\$55,194.80	\$0.00	\$0.00	\$0.00	\$0.00	\$0.00	\$0.00	\$0.00	\$0.00	\$0.00	\$86,490.40	\$468,509.60
443001 Ayudas sociales a instituciones de enseña	\$555,000.00	\$6,154.76	\$25,140.84	\$55,194.80	\$0.00	\$0.00	\$0.00	\$0.00	\$0.00	\$0.00	\$0.00	\$0.00	\$0.00	\$86,490.40	\$468,509.60
444000 Ayudas sociales a actividades científicas o	\$25,000.00	\$0.00	\$0.00	\$0.00	\$0.00	\$0.00	\$0.00	\$0.00	\$0.00	\$0.00	\$0.00	\$0.00	\$0.00	\$0.00	\$25,000.00
444001 Ayudas sociales a actividades científicas o	\$25,000.00	\$0.00	\$0.00	\$0.00	\$0.00	\$0.00	\$0.00	\$0.00	\$0.00	\$0.00	\$0.00	\$0.00	\$0.00	\$0.00	\$25,000.00
445000 Ayudas sociales a instituciones sin fines de	\$350,000.00	\$0.00	\$3,480.00	\$12,580.00	\$15,776.00	\$0.00	\$0.00	\$0.00	\$0.00	\$0.00	\$0.00	\$0.00	\$0.00	\$31,836.00	\$318,164.00
445001 Subsidios para el Fomento Deportivo	\$250,000.00	\$0.00	\$0.00	\$9,100.00	\$5,800.00	\$0.00	\$0.00	\$0.00	\$0.00	\$0.00	\$0.00	\$0.00	\$0.00	\$14,900.00	\$235,100.00
445002 Subsidios a organizaciones diversas	\$100,000.00	\$0.00	\$3,480.00	\$3,480.00	\$9,976.00	\$0.00	\$0.00	\$0.00	\$0.00	\$0.00	\$0.00	\$0.00	\$0.00	\$16,936.00	\$83,064.00
446000 Ayudas sociales a cooperativas	\$992,298.97	\$39,233.67	\$378,498.17	\$419,329.28	\$71,399.52	\$0.00	\$0.00	\$0.00	\$0.00	\$0.00	\$0.00	\$0.00	\$0.00	\$908,460.64	\$83,838.33
446001 Ayudas sociales a cooperativas	\$992,298.97	\$39,233.67	\$378,498.17	\$419,329.28	\$71,399.52	\$0.00	\$0.00	\$0.00	\$0.00	\$0.00	\$0.00	\$0.00	\$0.00	\$908,460.64	\$83,838.33
500000 BIENES MUEBLES, INMUEBLES E IN	\$430,000.00	\$0.00	\$0.00	\$0.00	\$0.00	\$0.00	\$0.00	\$0.00	\$0.00	\$0.00	\$0.00	\$0.00	\$0.00	\$0.00	\$430,000.00
510000 Mobiliario y equipo de administración	\$200,000.00	\$0.00	\$0.00	\$0.00	\$0.00	\$0.00	\$0.00	\$0.00	\$0.00	\$0.00	\$0.00	\$0.00	\$0.00	\$0.00	\$200,000.00



2016-2020




2016-2020



2016-2020


**MUNICIPIO DE FRANCISCO I. MADERO, HIDALGO**  
**HIDALGO**  
**Analítico Mensual de Egresos Pagados por Fuente de Financiamiento al 30/abr./2020**  
**(Cuentas con Movimientos)**  
**(Cifras en pesos y centavos)**

Objeto del Gasto	Presupuesto Vigente	Ene	Feb	Mar	Abr	May	Jun	Jul	Ago	Sep	Oct	Nov	Dic	Total	Diferencia (Vigente - Total)
511000 Muebles de oficina y estantería	\$150,000.00	\$0.00	\$0.00	\$0.00	\$0.00	\$0.00	\$0.00	\$0.00	\$0.00	\$0.00	\$0.00	\$0.00	\$0.00	\$0.00	\$150,000.00
511001 Muebles de oficina y estantería	\$150,000.00	\$0.00	\$0.00	\$0.00	\$0.00	\$0.00	\$0.00	\$0.00	\$0.00	\$0.00	\$0.00	\$0.00	\$0.00	\$0.00	\$150,000.00
515000 Equipo de cómputo y de tecnología de la i	\$50,000.00	\$0.00	\$0.00	\$0.00	\$0.00	\$0.00	\$0.00	\$0.00	\$0.00	\$0.00	\$0.00	\$0.00	\$0.00	\$0.00	\$50,000.00
515001 Bienes informáticos	\$50,000.00	\$0.00	\$0.00	\$0.00	\$0.00	\$0.00	\$0.00	\$0.00	\$0.00	\$0.00	\$0.00	\$0.00	\$0.00	\$0.00	\$50,000.00
520000 Mobiliario y equipo educacional y recreat	\$50,000.00	\$0.00	\$0.00	\$0.00	\$0.00	\$0.00	\$0.00	\$0.00	\$0.00	\$0.00	\$0.00	\$0.00	\$0.00	\$0.00	\$50,000.00
521000 Equipos y aparatos audiovisuales	\$50,000.00	\$0.00	\$0.00	\$0.00	\$0.00	\$0.00	\$0.00	\$0.00	\$0.00	\$0.00	\$0.00	\$0.00	\$0.00	\$0.00	\$50,000.00
521001 Equipos y aparatos audiovisuales	\$50,000.00	\$0.00	\$0.00	\$0.00	\$0.00	\$0.00	\$0.00	\$0.00	\$0.00	\$0.00	\$0.00	\$0.00	\$0.00	\$0.00	\$50,000.00
530000 Equipo e Instrumental médico y de labora	\$30,000.00	\$0.00	\$0.00	\$0.00	\$0.00	\$0.00	\$0.00	\$0.00	\$0.00	\$0.00	\$0.00	\$0.00	\$0.00	\$0.00	\$30,000.00
531000 Equipo médico y de laboratorio	\$30,000.00	\$0.00	\$0.00	\$0.00	\$0.00	\$0.00	\$0.00	\$0.00	\$0.00	\$0.00	\$0.00	\$0.00	\$0.00	\$0.00	\$30,000.00
531001 Equipo médico y de laboratorio	\$30,000.00	\$0.00	\$0.00	\$0.00	\$0.00	\$0.00	\$0.00	\$0.00	\$0.00	\$0.00	\$0.00	\$0.00	\$0.00	\$0.00	\$30,000.00
560000 Maquinaria, otros equipos y herramientas	\$150,000.00	\$0.00	\$0.00	\$0.00	\$0.00	\$0.00	\$0.00	\$0.00	\$0.00	\$0.00	\$0.00	\$0.00	\$0.00	\$0.00	\$150,000.00
567000 Herramientas y máquinas-herramienta	\$150,000.00	\$0.00	\$0.00	\$0.00	\$0.00	\$0.00	\$0.00	\$0.00	\$0.00	\$0.00	\$0.00	\$0.00	\$0.00	\$0.00	\$150,000.00
567001 Herramientas y Máquinas-Herramientas	\$150,000.00	\$0.00	\$0.00	\$0.00	\$0.00	\$0.00	\$0.00	\$0.00	\$0.00	\$0.00	\$0.00	\$0.00	\$0.00	\$0.00	\$150,000.00
<b>RECURSOS PROPIOS 2020</b>	<b>\$10,428,033.75</b>	<b>\$505,646.05</b>	<b>\$1,324,553.93</b>	<b>\$1,335,706.08</b>	<b>\$449,575.22</b>	<b>\$0.00</b>	<b>\$0.00</b>	<b>\$0.00</b>	<b>\$0.00</b>	<b>\$0.00</b>	<b>\$0.00</b>	<b>\$0.00</b>	<b>\$0.00</b>	<b>\$3,615,481.28</b>	<b>\$6,812,552.47</b>
<b>1122 BENEFICIARIOS FAISM 2018</b>															
990000 DEUDA PUBLICA	\$162,012.14	\$0.00	\$0.00	\$0.00	\$151,248.84	\$0.00	\$0.00	\$0.00	\$0.00	\$0.00	\$0.00	\$0.00	\$0.00	\$151,248.84	\$10,763.30
990000 Adeudos de ejercicios fiscales anteriores	\$162,012.14	\$0.00	\$0.00	\$0.00	\$151,248.84	\$0.00	\$0.00	\$0.00	\$0.00	\$0.00	\$0.00	\$0.00	\$0.00	\$151,248.84	\$10,763.30
991000 ADEFAS	\$162,012.14	\$0.00	\$0.00	\$0.00	\$151,248.84	\$0.00	\$0.00	\$0.00	\$0.00	\$0.00	\$0.00	\$0.00	\$0.00	\$151,248.84	\$10,763.30
991001 Adeudos de ejercicios fiscales anteriores (	\$162,012.14	\$0.00	\$0.00	\$0.00	\$151,248.84	\$0.00	\$0.00	\$0.00	\$0.00	\$0.00	\$0.00	\$0.00	\$0.00	\$151,248.84	\$10,763.30
<b>BENEFICIARIOS FAISM 2018</b>	<b>\$162,012.14</b>	<b>\$0.00</b>	<b>\$0.00</b>	<b>\$0.00</b>	<b>\$151,248.84</b>	<b>\$0.00</b>	<b>\$0.00</b>	<b>\$0.00</b>	<b>\$0.00</b>	<b>\$0.00</b>	<b>\$0.00</b>	<b>\$0.00</b>	<b>\$0.00</b>	<b>\$151,248.84</b>	<b>\$10,763.30</b>
<b>1123 BENEFICIARIOS FAISM 2019</b>															
600000 INVERSION PUBLICA	\$183,366.68	\$6,133.21	\$7,257.51	\$26,807.52	\$40,300.77	\$0.00	\$0.00	\$0.00	\$0.00	\$0.00	\$0.00	\$0.00	\$0.00	\$80,499.01	\$102,867.67
610000 Obra pública en bienes de dominio públic	\$183,366.68	\$6,133.21	\$7,257.51	\$26,807.52	\$40,300.77	\$0.00	\$0.00	\$0.00	\$0.00	\$0.00	\$0.00	\$0.00	\$0.00	\$80,499.01	\$102,867.67
613000 Construcción de obras para el abastecimie	\$25,431.07	\$6,133.21	\$4,948.51	\$0.00	\$2,316.11	\$0.00	\$0.00	\$0.00	\$0.00	\$0.00	\$0.00	\$0.00	\$0.00	\$13,397.83	\$12,033.24
613001 Construcción de obras para el abastecimie	\$25,431.07	\$6,133.21	\$4,948.51	\$0.00	\$2,316.11	\$0.00	\$0.00	\$0.00	\$0.00	\$0.00	\$0.00	\$0.00	\$0.00	\$13,397.83	\$12,033.24
614000 División de terrenos y construcción de obr	\$118,773.50	\$0.00	\$2,309.00	\$20,542.18	\$24,533.53	\$0.00	\$0.00	\$0.00	\$0.00	\$0.00	\$0.00	\$0.00	\$0.00	\$47,384.71	\$71,388.79
614001 División de terrenos y construcción de obr	\$118,773.50	\$0.00	\$2,309.00	\$20,542.18	\$24,533.53	\$0.00	\$0.00	\$0.00	\$0.00	\$0.00	\$0.00	\$0.00	\$0.00	\$47,384.71	\$71,388.79
615000 Construcción de vías de comunicación	\$33,191.69	\$0.00	\$0.00	\$0.00	\$13,451.13	\$0.00	\$0.00	\$0.00	\$0.00	\$0.00	\$0.00	\$0.00	\$0.00	\$13,451.13	\$19,740.56
615001 Construcción de vías de comunicación	\$33,191.69	\$0.00	\$0.00	\$0.00	\$13,451.13	\$0.00	\$0.00	\$0.00	\$0.00	\$0.00	\$0.00	\$0.00	\$0.00	\$13,451.13	\$19,740.56
617000 Instalaciones y equipamiento en construcc	\$5,970.42	\$0.00	\$0.00	\$6,265.34	\$0.00	\$0.00	\$0.00	\$0.00	\$0.00	\$0.00	\$0.00	\$0.00	\$0.00	\$6,265.34	-\$294.92
617001 Instalaciones y equipamiento en construcc	\$5,970.42	\$0.00	\$0.00	\$6,265.34	\$0.00	\$0.00	\$0.00	\$0.00	\$0.00	\$0.00	\$0.00	\$0.00	\$0.00	\$6,265.34	-\$294.92
<b>BENEFICIARIOS FAISM 2019</b>	<b>\$183,366.68</b>	<b>\$6,133.21</b>	<b>\$7,257.51</b>	<b>\$26,807.52</b>	<b>\$40,300.77</b>	<b>\$0.00</b>	<b>\$0.00</b>	<b>\$0.00</b>	<b>\$0.00</b>	<b>\$0.00</b>	<b>\$0.00</b>	<b>\$0.00</b>	<b>\$0.00</b>	<b>\$80,499.01</b>	<b>\$102,867.67</b>
<b>1503 F.G.P. 2019</b>															
100000 SERVICIOS PERSONALES	\$538,960.00	\$0.00	\$0.00	\$538,960.00	\$0.00	\$0.00	\$0.00	\$0.00	\$0.00	\$0.00	\$0.00	\$0.00	\$0.00	\$538,960.00	\$0.00




**MUNICIPIO DE FRANCISCO I. MADERO, HIDALGO**  
HIDALGO  
Analítico Mensual de Egresos Pagados por Fuente de Financiamiento al 30/abr./2020  
(Cuentas con Movimientos)  
(Cifras en pesos y centavos)

Objeto del Gasto	Presupuesto Vigente	Ene	Feb	Mar	Abr	May	Jun	Jul	Ago	Sep	Oct	Nov	Dic	Total	Diferencia (Vigente - Total)
150000 Otras prestaciones sociales y económica	\$538,960.00	\$0.00	\$0.00	\$538,960.00	\$0.00	\$0.00	\$0.00	\$0.00	\$0.00	\$0.00	\$0.00	\$0.00	\$0.00	\$538,960.00	\$0.00
152000 Indemnizaciones	\$538,960.00	\$0.00	\$0.00	\$538,960.00	\$0.00	\$0.00	\$0.00	\$0.00	\$0.00	\$0.00	\$0.00	\$0.00	\$0.00	\$538,960.00	\$0.00
152001 Indemnizaciones	\$538,960.00	\$0.00	\$0.00	\$538,960.00	\$0.00	\$0.00	\$0.00	\$0.00	\$0.00	\$0.00	\$0.00	\$0.00	\$0.00	\$538,960.00	\$0.00
<b>300000 SERVICIOS GENERALES</b>	<b>\$1,044.00</b>	<b>\$0.00</b>	<b>\$0.00</b>	<b>\$0.00</b>	<b>\$0.00</b>	<b>\$0.00</b>	<b>\$0.00</b>	<b>\$0.00</b>	<b>\$0.00</b>	<b>\$0.00</b>	<b>\$0.00</b>	<b>\$0.00</b>	<b>\$0.00</b>	<b>\$0.00</b>	<b>\$1,044.00</b>
340000 Servicios financieros, bancarios y comer	\$1,044.00	\$0.00	\$0.00	\$0.00	\$0.00	\$0.00	\$0.00	\$0.00	\$0.00	\$0.00	\$0.00	\$0.00	\$0.00	\$0.00	\$0.00
349000 Servicios financieros, bancarios y comerci	\$1,044.00	\$0.00	\$0.00	\$0.00	\$0.00	\$0.00	\$0.00	\$0.00	\$0.00	\$0.00	\$0.00	\$0.00	\$0.00	\$0.00	\$0.00
349001 Servicios financieros, bancarios y comerci	\$1,044.00	\$0.00	\$0.00	\$0.00	\$0.00	\$0.00	\$0.00	\$0.00	\$0.00	\$0.00	\$0.00	\$0.00	\$0.00	\$0.00	\$0.00
<b>400000 TRANSFERENCIAS, ASIGNACIONES</b>	<b>\$133,381.50</b>	<b>\$0.00</b>	<b>\$0.00</b>	<b>\$136,581.72</b>	<b>\$0.00</b>	<b>\$0.00</b>	<b>\$0.00</b>	<b>\$0.00</b>	<b>\$0.00</b>	<b>\$0.00</b>	<b>\$0.00</b>	<b>\$0.00</b>	<b>\$0.00</b>	<b>\$136,581.72</b>	<b>-\$3,200.22</b>
448000 Ayudas sociales	\$133,381.50	\$0.00	\$0.00	\$136,581.72	\$0.00	\$0.00	\$0.00	\$0.00	\$0.00	\$0.00	\$0.00	\$0.00	\$0.00	\$136,581.72	-\$3,200.22
446000 Ayudas sociales a cooperativas	\$133,381.50	\$0.00	\$0.00	\$136,581.72	\$0.00	\$0.00	\$0.00	\$0.00	\$0.00	\$0.00	\$0.00	\$0.00	\$0.00	\$136,581.72	-\$3,200.22
446001 Ayudas sociales a cooperativas	\$133,381.50	\$0.00	\$0.00	\$136,581.72	\$0.00	\$0.00	\$0.00	\$0.00	\$0.00	\$0.00	\$0.00	\$0.00	\$0.00	\$136,581.72	-\$3,200.22
<b>F.G.P. 2019</b>	<b>\$675,365.50</b>	<b>\$0.00</b>	<b>\$0.00</b>	<b>\$675,541.72</b>	<b>\$0.00</b>	<b>\$0.00</b>	<b>\$0.00</b>	<b>\$0.00</b>	<b>\$0.00</b>	<b>\$0.00</b>	<b>\$0.00</b>	<b>\$0.00</b>	<b>\$0.00</b>	<b>\$675,541.72</b>	<b>-\$2,156.22</b>
<b>1504 F.F.M. 2019</b>															
609000 INVERSION PUBLICA	\$104,119.41	\$0.00	\$104,119.41	\$0.00	\$0.00	\$0.00	\$0.00	\$0.00	\$0.00	\$0.00	\$0.00	\$0.00	\$0.00	\$104,119.41	\$0.00
610000 Obra pública en bienes de dominio públic	\$104,119.41	\$0.00	\$104,119.41	\$0.00	\$0.00	\$0.00	\$0.00	\$0.00	\$0.00	\$0.00	\$0.00	\$0.00	\$0.00	\$104,119.41	\$0.00
617000 Instalaciones y equipamiento en construcc	\$104,119.41	\$0.00	\$104,119.41	\$0.00	\$0.00	\$0.00	\$0.00	\$0.00	\$0.00	\$0.00	\$0.00	\$0.00	\$0.00	\$104,119.41	\$0.00
617001 Instalaciones y equipamiento en construcc	\$104,119.41	\$0.00	\$104,119.41	\$0.00	\$0.00	\$0.00	\$0.00	\$0.00	\$0.00	\$0.00	\$0.00	\$0.00	\$0.00	\$104,119.41	\$0.00
<b>F.F.M. 2019</b>	<b>\$104,119.41</b>	<b>\$0.00</b>	<b>\$104,119.41</b>	<b>\$0.00</b>	<b>\$0.00</b>	<b>\$0.00</b>	<b>\$0.00</b>	<b>\$0.00</b>	<b>\$0.00</b>	<b>\$0.00</b>	<b>\$0.00</b>	<b>\$0.00</b>	<b>\$0.00</b>	<b>\$104,119.41</b>	<b>\$0.00</b>
<b>1511 F.G.P. 2020</b>															
100000 SERVICIOS PERSONALES	\$22,704,484.98	\$1,474,590.00	\$1,455,406.00	\$1,633,492.02	\$1,462,495.00	\$0.00	\$0.00	\$0.00	\$0.00	\$0.00	\$0.00	\$0.00	\$0.00	\$6,025,983.02	\$16,678,501.96
110000 Remuneraciones al personal de carácter	\$15,328,940.00	\$1,301,442.00	\$1,302,943.00	\$1,307,839.00	\$1,308,898.00	\$0.00	\$0.00	\$0.00	\$0.00	\$0.00	\$0.00	\$0.00	\$0.00	\$5,221,122.00	\$10,107,818.00
111000 Dietas	\$4,064,000.00	\$338,660.00	\$338,660.00	\$338,660.00	\$338,660.00	\$0.00	\$0.00	\$0.00	\$0.00	\$0.00	\$0.00	\$0.00	\$0.00	\$1,354,640.00	\$2,709,360.00
111001 Dietas	\$4,064,000.00	\$338,660.00	\$338,660.00	\$338,660.00	\$338,660.00	\$0.00	\$0.00	\$0.00	\$0.00	\$0.00	\$0.00	\$0.00	\$0.00	\$1,354,640.00	\$2,709,360.00
113000 Sueldos base al personal permanente	\$11,264,940.00	\$962,782.00	\$964,283.00	\$969,179.00	\$970,238.00	\$0.00	\$0.00	\$0.00	\$0.00	\$0.00	\$0.00	\$0.00	\$0.00	\$3,866,482.00	\$7,398,458.00
113001 Sueldos	\$11,264,940.00	\$962,782.00	\$964,283.00	\$969,179.00	\$970,238.00	\$0.00	\$0.00	\$0.00	\$0.00	\$0.00	\$0.00	\$0.00	\$0.00	\$3,866,482.00	\$7,398,458.00
120000 Remuneraciones al personal de carácter	\$843,657.00	\$25,840.00	\$49,640.00	\$40,707.00	\$41,940.00	\$0.00	\$0.00	\$0.00	\$0.00	\$0.00	\$0.00	\$0.00	\$0.00	\$158,127.00	\$685,530.00
122000 Sueldos base al personal eventual	\$843,657.00	\$25,840.00	\$49,640.00	\$40,707.00	\$41,940.00	\$0.00	\$0.00	\$0.00	\$0.00	\$0.00	\$0.00	\$0.00	\$0.00	\$158,127.00	\$685,530.00
122003 Lista de Raya	\$843,657.00	\$25,840.00	\$49,640.00	\$40,707.00	\$41,940.00	\$0.00	\$0.00	\$0.00	\$0.00	\$0.00	\$0.00	\$0.00	\$0.00	\$158,127.00	\$685,530.00
130000 Remuneraciones adicionales y especiales	\$3,723,386.00	\$71,216.00	\$27,013.00	\$39,504.00	\$35,997.00	\$0.00	\$0.00	\$0.00	\$0.00	\$0.00	\$0.00	\$0.00	\$0.00	\$173,730.00	\$3,549,656.00
131000 Primas por años de servicios efectivos pre:	\$213,571.00	\$18,047.00	\$18,370.00	\$18,370.00	\$18,370.00	\$0.00	\$0.00	\$0.00	\$0.00	\$0.00	\$0.00	\$0.00	\$0.00	\$73,157.00	\$140,414.00
131001 Prima Quinquenal	\$213,571.00	\$18,047.00	\$18,370.00	\$18,370.00	\$18,370.00	\$0.00	\$0.00	\$0.00	\$0.00	\$0.00	\$0.00	\$0.00	\$0.00	\$73,157.00	\$140,414.00
132000 Primas de vacaciones, dominical y gratific	\$3,121,815.00	\$0.00	\$4,593.00	\$12,134.00	\$1,127.00	\$0.00	\$0.00	\$0.00	\$0.00	\$0.00	\$0.00	\$0.00	\$0.00	\$17,854.00	\$3,103,961.00
132001 Prima de Vacaciones y Dominical	\$238,895.00	\$0.00	\$4,593.00	\$12,134.00	\$1,127.00	\$0.00	\$0.00	\$0.00	\$0.00	\$0.00	\$0.00	\$0.00	\$0.00	\$17,854.00	\$221,041.00
132002 Gratificación Anual	\$2,882,920.00	\$0.00	\$0.00	\$0.00	\$0.00	\$0.00	\$0.00	\$0.00	\$0.00	\$0.00	\$0.00	\$0.00	\$0.00	\$0.00	\$2,882,920.00
134000 Compensaciones	\$388,000.00	\$53,169.00	\$4,050.00	\$9,000.00	\$16,500.00	\$0.00	\$0.00	\$0.00	\$0.00	\$0.00	\$0.00	\$0.00	\$0.00	\$82,719.00	\$305,281.00
134001 Compensaciones	\$388,000.00	\$53,169.00	\$4,050.00	\$9,000.00	\$16,500.00	\$0.00	\$0.00	\$0.00	\$0.00	\$0.00	\$0.00	\$0.00	\$0.00	\$82,719.00	\$305,281.00



2016-2020



2016-2020



2016-2020



Usr: supervisor  
Rep: rptAnaliticoPresupuestoEgresos\_FF

# MUNICIPIO DE FRANCISCO I. MADERO, HIDALGO HIDALGO

Analítico Mensual de Egresos Pagados por Fuente de Financiamiento al 30/abr./2020

(Cuentas con Movimientos)

(Cifras en pesos y centavos)

Fecha y 17/jul./2020

hora de Impresión 11:08 a. m.

Objeto del Gasto	Presupuesto Vigente	Ene	Feb	Mar	Abr	May	Jun	Jul	Ago	Sep	Oct	Nov	Dic	Total	Diferencia (Vigente - Total)
150000 Otras prestaciones sociales y económica	\$2,808,501.98	\$76,092.00	\$75,810.00	\$245,442.02	\$75,660.00	\$0.00	\$0.00	\$0.00	\$0.00	\$0.00	\$0.00	\$0.00	\$0.00	\$473,004.02	\$2,335,497.96
151000 Cuotas para el fondo de ahorro y fondo de	\$654,456.00	\$54,484.00	\$56,700.00	\$56,700.00	\$56,700.00	\$0.00	\$0.00	\$0.00	\$0.00	\$0.00	\$0.00	\$0.00	\$0.00	\$224,584.00	\$429,872.00
151001 Cuotas para el fondo de ahorro y fondo de	\$654,456.00	\$54,484.00	\$56,700.00	\$56,700.00	\$56,700.00	\$0.00	\$0.00	\$0.00	\$0.00	\$0.00	\$0.00	\$0.00	\$0.00	\$224,584.00	\$429,872.00
152000 Indemnizaciones	\$1,000,000.00	\$0.00	\$0.00	\$169,782.02	\$0.00	\$0.00	\$0.00	\$0.00	\$0.00	\$0.00	\$0.00	\$0.00	\$0.00	\$169,782.02	\$830,217.98
152001 Indemnizaciones	\$1,000,000.00	\$0.00	\$0.00	\$169,782.02	\$0.00	\$0.00	\$0.00	\$0.00	\$0.00	\$0.00	\$0.00	\$0.00	\$0.00	\$169,782.02	\$830,217.98
153000 Prestaciones y haberes de retiro	\$800,583.98	\$0.00	\$0.00	\$0.00	\$0.00	\$0.00	\$0.00	\$0.00	\$0.00	\$0.00	\$0.00	\$0.00	\$0.00	\$0.00	\$800,583.98
153001 Fondo para Pensiones	\$800,583.98	\$0.00	\$0.00	\$0.00	\$0.00	\$0.00	\$0.00	\$0.00	\$0.00	\$0.00	\$0.00	\$0.00	\$0.00	\$0.00	\$800,583.98
154000 Prestaciones contractuales	\$118,750.00	\$18,960.00	\$18,960.00	\$18,960.00	\$18,960.00	\$0.00	\$0.00	\$0.00	\$0.00	\$0.00	\$0.00	\$0.00	\$0.00	\$75,840.00	\$42,910.00
154001 Prestaciones establecidas por condiciones	\$118,750.00	\$18,960.00	\$18,960.00	\$18,960.00	\$18,960.00	\$0.00	\$0.00	\$0.00	\$0.00	\$0.00	\$0.00	\$0.00	\$0.00	\$75,840.00	\$42,910.00
159000 Otras prestaciones sociales y económicas	\$234,712.00	\$2,648.00	\$150.00	\$0.00	\$0.00	\$0.00	\$0.00	\$0.00	\$0.00	\$0.00	\$0.00	\$0.00	\$0.00	\$2,798.00	\$231,914.00
159002 Otras Prestaciones	\$234,712.00	\$2,648.00	\$150.00	\$0.00	\$0.00	\$0.00	\$0.00	\$0.00	\$0.00	\$0.00	\$0.00	\$0.00	\$0.00	\$2,798.00	\$231,914.00
200000 MATERIALES Y SUMINISTROS	\$207,174.70	\$0.00	\$0.00	\$0.00	\$15,000.00	\$0.00	\$0.00	\$0.00	\$0.00	\$0.00	\$0.00	\$0.00	\$0.00	\$15,000.00	\$192,174.70
210000 Materiales de administración, emisión de	\$72,658.50	\$0.00	\$0.00	\$0.00	\$0.00	\$0.00	\$0.00	\$0.00	\$0.00	\$0.00	\$0.00	\$0.00	\$0.00	\$0.00	\$72,658.50
211000 Materiales, útiles y equipos menores de ofi	\$52,658.50	\$0.00	\$0.00	\$0.00	\$0.00	\$0.00	\$0.00	\$0.00	\$0.00	\$0.00	\$0.00	\$0.00	\$0.00	\$0.00	\$52,658.50
211001 Material de Oficina	\$12,658.50	\$0.00	\$0.00	\$0.00	\$0.00	\$0.00	\$0.00	\$0.00	\$0.00	\$0.00	\$0.00	\$0.00	\$0.00	\$0.00	\$12,658.50
211002 Gastos de Oficina	\$40,000.00	\$0.00	\$0.00	\$0.00	\$0.00	\$0.00	\$0.00	\$0.00	\$0.00	\$0.00	\$0.00	\$0.00	\$0.00	\$0.00	\$40,000.00
212000 Materiales y útiles de impresión y reproduc	\$20,000.00	\$0.00	\$0.00	\$0.00	\$0.00	\$0.00	\$0.00	\$0.00	\$0.00	\$0.00	\$0.00	\$0.00	\$0.00	\$0.00	\$20,000.00
212001 Materiales y Útiles de Impresión	\$20,000.00	\$0.00	\$0.00	\$0.00	\$0.00	\$0.00	\$0.00	\$0.00	\$0.00	\$0.00	\$0.00	\$0.00	\$0.00	\$0.00	\$20,000.00
250000 Productos químicos, farmacéuticos y de l	\$100,000.00	\$0.00	\$0.00	\$0.00	\$0.00	\$0.00	\$0.00	\$0.00	\$0.00	\$0.00	\$0.00	\$0.00	\$0.00	\$0.00	\$100,000.00
254000 Materiales, accesorios y suministros médic	\$100,000.00	\$0.00	\$0.00	\$0.00	\$0.00	\$0.00	\$0.00	\$0.00	\$0.00	\$0.00	\$0.00	\$0.00	\$0.00	\$0.00	\$100,000.00
254001 Materiales y Suministros Médicos	\$100,000.00	\$0.00	\$0.00	\$0.00	\$0.00	\$0.00	\$0.00	\$0.00	\$0.00	\$0.00	\$0.00	\$0.00	\$0.00	\$0.00	\$100,000.00
270000 Vestuario, blancos, prendas de protecció	\$29,516.20	\$0.00	\$0.00	\$0.00	\$15,000.00	\$0.00	\$0.00	\$0.00	\$0.00	\$0.00	\$0.00	\$0.00	\$0.00	\$15,000.00	\$14,516.20
271000 Vestuario y uniformes	\$29,516.20	\$0.00	\$0.00	\$0.00	\$15,000.00	\$0.00	\$0.00	\$0.00	\$0.00	\$0.00	\$0.00	\$0.00	\$0.00	\$15,000.00	\$14,516.20
271001 Vestuario, Uniformes	\$29,516.20	\$0.00	\$0.00	\$0.00	\$15,000.00	\$0.00	\$0.00	\$0.00	\$0.00	\$0.00	\$0.00	\$0.00	\$0.00	\$15,000.00	\$14,516.20
290000 Herramientas, refacciones y accesorios n	\$5,000.00	\$0.00	\$0.00	\$0.00	\$0.00	\$0.00	\$0.00	\$0.00	\$0.00	\$0.00	\$0.00	\$0.00	\$0.00	\$0.00	\$5,000.00
294000 Refacciones y accesorios menores de equ	\$5,000.00	\$0.00	\$0.00	\$0.00	\$0.00	\$0.00	\$0.00	\$0.00	\$0.00	\$0.00	\$0.00	\$0.00	\$0.00	\$0.00	\$5,000.00
294001 Refacciones y accesorios menores de equ	\$5,000.00	\$0.00	\$0.00	\$0.00	\$0.00	\$0.00	\$0.00	\$0.00	\$0.00	\$0.00	\$0.00	\$0.00	\$0.00	\$0.00	\$5,000.00
300000 SERVICIOS GENERALES	\$974,899.82	\$106,741.00	\$53,637.00	\$52,568.00	\$155,157.96	\$0.00	\$0.00	\$0.00	\$0.00	\$0.00	\$0.00	\$0.00	\$0.00	\$368,103.96	\$606,795.86
320000 Servicios de arrendamiento	\$149,899.82	\$0.00	\$0.00	\$0.00	\$49,299.94	\$0.00	\$0.00	\$0.00	\$0.00	\$0.00	\$0.00	\$0.00	\$0.00	\$49,299.94	\$100,599.88
326000 Arrendamiento de maquinaria, otros equi	\$149,899.82	\$0.00	\$0.00	\$0.00	\$49,299.94	\$0.00	\$0.00	\$0.00	\$0.00	\$0.00	\$0.00	\$0.00	\$0.00	\$49,299.94	\$100,599.88
326001 Arrendamiento de Maquinaria y Equipo	\$149,899.82	\$0.00	\$0.00	\$0.00	\$49,299.94	\$0.00	\$0.00	\$0.00	\$0.00	\$0.00	\$0.00	\$0.00	\$0.00	\$49,299.94	\$100,599.88
340000 Servicios financieros, bancarios y comer	\$5,000.00	\$0.00	\$0.00	\$0.00	\$0.00	\$0.00	\$0.00	\$0.00	\$0.00	\$0.00	\$0.00	\$0.00	\$0.00	\$0.00	\$5,000.00
349000 Servicios financieros, bancarios y comerc	\$5,000.00	\$0.00	\$0.00	\$0.00	\$0.00	\$0.00	\$0.00	\$0.00	\$0.00	\$0.00	\$0.00	\$0.00	\$0.00	\$0.00	\$5,000.00
349001 Servicios financieros, bancarios y comerc	\$5,000.00	\$0.00	\$0.00	\$0.00	\$0.00	\$0.00	\$0.00	\$0.00	\$0.00	\$0.00	\$0.00	\$0.00	\$0.00	\$0.00	\$5,000.00
350000 Servicios de instalación, reparación, man	\$110,000.00	\$6.00	\$0.00	\$0.00	\$52,264.02	\$0.00	\$0.00	\$0.00	\$0.00	\$0.00	\$0.00	\$0.00	\$0.00	\$52,264.02	\$57,735.98
351000 Conservación y mantenimiento menor de li	\$10,000.00	\$0.00	\$0.00	\$0.00	\$0.00	\$0.00	\$0.00	\$0.00	\$0.00	\$0.00	\$0.00	\$0.00	\$0.00	\$0.00	\$10,000.00
351001 Conservación y mantenimiento menor de li	\$10,000.00	\$0.00	\$0.00	\$0.00	\$0.00	\$0.00	\$0.00	\$0.00	\$0.00	\$0.00	\$0.00	\$0.00	\$0.00	\$0.00	\$10,000.00
355000 Reparación y mantenimiento de equipo de	\$100,000.00	\$0.00	\$0.00	\$0.00	\$52,264.02	\$0.00	\$0.00	\$0.00	\$0.00	\$0.00	\$0.00	\$0.00	\$0.00	\$52,264.02	\$47,735.98
355001 Mantenimiento de Vehículos	\$100,000.00	\$0.00	\$0.00	\$0.00	\$52,264.02	\$0.00	\$0.00	\$0.00	\$0.00	\$0.00	\$0.00	\$0.00	\$0.00	\$52,264.02	\$47,735.98
390000 Otros servicios generales	\$710,000.00	\$106,741.00	\$53,637.00	\$52,568.00	\$53,594.00	\$0.00	\$0.00	\$0.00	\$0.00	\$0.00	\$0.00	\$0.00	\$0.00	\$266,540.00	\$443,460.00



2016-2020



2016-2020





Usr: supervisor  
Rep: rptAnaliticoPresupuestoEgresos\_FF

## MUNICIPIO DE FRANCISCO I. MADERO, HIDALGO HIDALGO

Analítico Mensual de Egresos Pagados por Fuente de Financiamiento al 30/abr./2020

(Cuentas con Movimientos)


(Cifras en pesos y centavos)

Fecha y hora de Impresión 17/jul./2020  
11:08 a. m.

Objeto del Gasto	Presupuesto Vigente	Ene	Feb	Mar	Abr	May	Jun	Jul	Ago	Sep	Oct	Nov	Dic	Total	Diferencia (Vigente - Total)
392000 Impuestos y derechos	\$60,000.00	\$0.00	\$0.00	\$0.00	\$0.00	\$0.00	\$0.00	\$0.00	\$0.00	\$0.00	\$0.00	\$0.00	\$0.00	\$0.00	\$60,000.00
392005 Pago de otros impuestos	\$60,000.00	\$0.00	\$0.00	\$0.00	\$0.00	\$0.00	\$0.00	\$0.00	\$0.00	\$0.00	\$0.00	\$0.00	\$0.00	\$0.00	\$60,000.00
398000 Impuesto sobre nóminas y otros que se de	\$650,000.00	\$106,741.00	\$53,637.00	\$52,568.00	\$53,594.00	\$0.00	\$0.00	\$0.00	\$0.00	\$0.00	\$0.00	\$0.00	\$0.00	\$266,540.00	\$383,460.00
398001 Impuesto sobre nóminas y otros que se de	\$650,000.00	\$106,741.00	\$53,637.00	\$52,568.00	\$53,594.00	\$0.00	\$0.00	\$0.00	\$0.00	\$0.00	\$0.00	\$0.00	\$0.00	\$266,540.00	\$383,460.00
400000 TRANSFERENCIAS, ASIGNACIONES	\$1,622,803.00	\$54,098.00	\$54,098.00	\$53,948.00	\$177,344.99	\$0.00	\$0.00	\$0.00	\$0.00	\$0.00	\$0.00	\$0.00	\$0.00	\$339,488.99	\$1,283,314.01
410000 Transferencias internas y asignaciones a	\$600,000.00	\$54,098.00	\$54,098.00	\$53,948.00	\$55,028.00	\$0.00	\$0.00	\$0.00	\$0.00	\$0.00	\$0.00	\$0.00	\$0.00	\$217,172.00	\$382,828.00
415000 Transferencias internas otorgadas a entide	\$600,000.00	\$54,098.00	\$54,098.00	\$53,948.00	\$55,028.00	\$0.00	\$0.00	\$0.00	\$0.00	\$0.00	\$0.00	\$0.00	\$0.00	\$217,172.00	\$382,828.00
415001 Transferencias internas otorgadas a entide	\$600,000.00	\$54,098.00	\$54,098.00	\$53,948.00	\$55,028.00	\$0.00	\$0.00	\$0.00	\$0.00	\$0.00	\$0.00	\$0.00	\$0.00	\$217,172.00	\$382,828.00
440000 Ayudas sociales	\$1,022,803.00	\$0.00	\$0.00	\$0.00	\$122,316.99	\$0.00	\$0.00	\$0.00	\$0.00	\$0.00	\$0.00	\$0.00	\$0.00	\$0.00	\$122,316.99
441000 Ayudas sociales a personas	\$172,803.00	\$0.00	\$0.00	\$0.00	\$0.00	\$0.00	\$0.00	\$0.00	\$0.00	\$0.00	\$0.00	\$0.00	\$0.00	\$0.00	\$172,803.00
441001 Ayudas sociales a personas	\$172,803.00	\$0.00	\$0.00	\$0.00	\$0.00	\$0.00	\$0.00	\$0.00	\$0.00	\$0.00	\$0.00	\$0.00	\$0.00	\$0.00	\$172,803.00
443000 Ayudas sociales a instituciones de enseña	\$250,000.00	\$0.00	\$0.00	\$0.00	\$0.00	\$0.00	\$0.00	\$0.00	\$0.00	\$0.00	\$0.00	\$0.00	\$0.00	\$0.00	\$250,000.00
443001 Ayudas sociales a instituciones de enseña	\$250,000.00	\$0.00	\$0.00	\$0.00	\$0.00	\$0.00	\$0.00	\$0.00	\$0.00	\$0.00	\$0.00	\$0.00	\$0.00	\$0.00	\$250,000.00
445000 Ayudas sociales a instituciones sin fines di	\$50,000.00	\$0.00	\$0.00	\$0.00	\$0.00	\$0.00	\$0.00	\$0.00	\$0.00	\$0.00	\$0.00	\$0.00	\$0.00	\$0.00	\$50,000.00
445001 Subsidios para el Fomento Deportivo	\$50,000.00	\$0.00	\$0.00	\$0.00	\$0.00	\$0.00	\$0.00	\$0.00	\$0.00	\$0.00	\$0.00	\$0.00	\$0.00	\$0.00	\$50,000.00
446000 Ayudas sociales a cooperativas	\$550,000.00	\$0.00	\$0.00	\$0.00	\$122,316.99	\$0.00	\$0.00	\$0.00	\$0.00	\$0.00	\$0.00	\$0.00	\$0.00	\$122,316.99	\$427,683.01
446001 Ayudas sociales a cooperativas	\$550,000.00	\$0.00	\$0.00	\$0.00	\$122,316.99	\$0.00	\$0.00	\$0.00	\$0.00	\$0.00	\$0.00	\$0.00	\$0.00	\$122,316.99	\$427,683.01
500000 BIENES MUEBLES, INMUEBLES E IN	\$672,341.50	\$0.00	\$0.00	\$0.00	\$0.00	\$0.00	\$0.00	\$0.00	\$0.00	\$0.00	\$0.00	\$0.00	\$0.00	\$0.00	\$672,341.50
580000 Bienes inmuebles	\$672,341.50	\$0.00	\$0.00	\$0.00	\$0.00	\$0.00	\$0.00	\$0.00	\$0.00	\$0.00	\$0.00	\$0.00	\$0.00	\$0.00	\$672,341.50
581000 Terrenos	\$672,341.50	\$0.00	\$0.00	\$0.00	\$0.00	\$0.00	\$0.00	\$0.00	\$0.00	\$0.00	\$0.00	\$0.00	\$0.00	\$0.00	\$672,341.50
581001 Terrenos	\$672,341.50	\$0.00	\$0.00	\$0.00	\$0.00	\$0.00	\$0.00	\$0.00	\$0.00	\$0.00	\$0.00	\$0.00	\$0.00	\$0.00	\$672,341.50
600000 INVERSION PUBLICA	\$1,000,000.00	\$0.00	\$0.00	\$0.00	\$1,312,090.40	\$0.00	\$0.00	\$0.00	\$0.00	\$0.00	\$0.00	\$0.00	\$0.00	\$1,312,090.40	-\$312,090.40
610000 Obra pública en bienes de dominio públic	\$1,000,000.00	\$0.00	\$0.00	\$0.00	\$1,312,090.40	\$0.00	\$0.00	\$0.00	\$0.00	\$0.00	\$0.00	\$0.00	\$0.00	\$1,312,090.40	-\$312,090.40
617000 Instalaciones y equipamiento en construccion	\$1,000,000.00	\$0.00	\$0.00	\$0.00	\$1,312,090.40	\$0.00	\$0.00	\$0.00	\$0.00	\$0.00	\$0.00	\$0.00	\$0.00	\$1,312,090.40	-\$312,090.40
617001 Instalaciones y equipamiento en construccion	\$1,000,000.00	\$0.00	\$0.00	\$0.00	\$1,312,090.40	\$0.00	\$0.00	\$0.00	\$0.00	\$0.00	\$0.00	\$0.00	\$0.00	\$1,312,090.40	-\$312,090.40
<b>F.G.P. 2020</b>	<b>\$27,181,704.00</b>	<b>\$1,635,429.00</b>	<b>\$1,563,141.00</b>	<b>\$1,740,008.02</b>	<b>\$3,122,088.35</b>	<b>\$0.00</b>	<b>\$0.00</b>	<b>\$0.00</b>	<b>\$0.00</b>	<b>\$0.00</b>	<b>\$0.00</b>	<b>\$0.00</b>	<b>\$0.00</b>	<b>\$8,060,666.37</b>	<b>\$19,121,037.63</b>

### 1512 F.F.M. 2020

500000 BIENES MUEBLES, INMUEBLES E IN	\$2,223,120.00	\$0.00	\$0.00	\$0.00	\$0.00	\$0.00	\$0.00	\$0.00	\$0.00	\$0.00	\$0.00	\$0.00	\$0.00	\$0.00	\$2,223,120.00
580000 Bienes inmuebles	\$2,223,120.00	\$0.00	\$0.00	\$0.00	\$0.00	\$0.00	\$0.00	\$0.00	\$0.00	\$0.00	\$0.00	\$0.00	\$0.00	\$0.00	\$2,223,120.00
581000 Terrenos	\$2,223,120.00	\$0.00	\$0.00	\$0.00	\$0.00	\$0.00	\$0.00	\$0.00	\$0.00	\$0.00	\$0.00	\$0.00	\$0.00	\$0.00	\$2,223,120.00
581001 Terrenos	\$2,223,120.00	\$0.00	\$0.00	\$0.00	\$0.00	\$0.00	\$0.00	\$0.00	\$0.00	\$0.00	\$0.00	\$0.00	\$0.00	\$0.00	\$2,223,120.00
600000 INVERSION PUBLICA	\$10,171,868.00	\$0.00	\$0.00	\$0.00	\$992,894.32	\$0.00	\$0.00	\$0.00	\$0.00	\$0.00	\$0.00	\$0.00	\$0.00	\$992,894.32	\$9,178,973.68
610000 Obra pública en bienes de dominio públic	\$2,957,395.00	\$0.00	\$0.00	\$0.00	\$992,894.32	\$0.00	\$0.00	\$0.00	\$0.00	\$0.00	\$0.00	\$0.00	\$0.00	\$992,894.32	\$1,964,500.68
615000 Construcción de vías de comunicación	\$2,957,395.00	\$0.00	\$0.00	\$0.00	\$992,894.32	\$0.00	\$0.00	\$0.00	\$0.00	\$0.00	\$0.00	\$0.00	\$0.00	\$992,894.32	\$1,964,500.68
615001 Construcción de vías de comunicación	\$2,957,395.00	\$0.00	\$0.00	\$0.00	\$992,894.32	\$0.00	\$0.00	\$0.00	\$0.00	\$0.00	\$0.00	\$0.00	\$0.00	\$992,894.32	\$1,964,500.68
620000 Obra pública en bienes propios	\$7,214,473.00	\$0.00	\$0.00	\$0.00	\$0.00	\$0.00	\$0.00	\$0.00	\$0.00	\$0.00	\$0.00	\$0.00	\$0.00	\$0.00	\$7,214,473.00
624000 División de terrenos y construcción de obr	\$5,472,332.00	\$0.00	\$0.00	\$0.00	\$0.00	\$0.00	\$0.00	\$0.00	\$0.00	\$0.00	\$0.00	\$0.00	\$0.00	\$0.00	\$5,472,332.00
624001 División de terrenos y construcción de obr	\$5,472,332.00	\$0.00	\$0.00	\$0.00	\$0.00	\$0.00	\$0.00	\$0.00	\$0.00	\$0.00	\$0.00	\$0.00	\$0.00	\$0.00	\$5,472,332.00



2016-2020



2016-2020




2016-2020

MUNICIPIO DE FRANCISCO I. MADERO, HIDALGO  
HIDALGO

Analitico Mensual de Egresos Pagados por Fuente de Financiamiento al 30/abr./2020  
(Cuentas con Movimientos)  
(Cifras en pesos y centavos)

Fecha y hora de Impresión | 17/jul./2020  
11:08 a. m.

Objeto del Gasto	Presupuesto Vigente	Ene	Feb	Mar	Abr	May	Jun	Jul	Ago	Sep	Oct	Nov	Dic	Total	Diferencia (Vigente - Total)
627000 Instalaciones y equipamiento en construcc	\$1,742,141.00	\$0.00	\$0.00	\$0.00	\$0.00	\$0.00	\$0.00	\$0.00	\$0.00	\$0.00	\$0.00	\$0.00	\$0.00	\$0.00	\$1,742,141.00
627001 Instalaciones y equipamiento en construcc	\$1,742,141.00	\$0.00	\$0.00	\$0.00	\$0.00	\$0.00	\$0.00	\$0.00	\$0.00	\$0.00	\$0.00	\$0.00	\$0.00	\$0.00	\$1,742,141.00
<b>F.F.M. 2020</b>	<b>\$12,394,988.00</b>	<b>\$0.00</b>	<b>\$0.00</b>	<b>\$0.00</b>	<b>\$992,894.32</b>	<b>\$0.00</b>	<b>\$0.00</b>	<b>\$0.00</b>	<b>\$0.00</b>	<b>\$0.00</b>	<b>\$0.00</b>	<b>\$0.00</b>	<b>\$0.00</b>	<b>\$992,894.32</b>	<b>\$11,402,093.68</b>
<b>1513 IEPS-TABACOS 2020</b>															
100000 SERVICIOS PERSONALES	\$584,205.00	\$0.00	\$0.00	\$0.00	\$0.00	\$0.00	\$0.00	\$0.00	\$0.00	\$0.00	\$0.00	\$0.00	\$0.00	\$0.00	\$584,205.00
130000 Remuneraciones adicionales y especiales:	\$584,205.00	\$0.00	\$0.00	\$0.00	\$0.00	\$0.00	\$0.00	\$0.00	\$0.00	\$0.00	\$0.00	\$0.00	\$0.00	\$0.00	\$584,205.00
132000 Primas de vacaciones, dominical y gratific	\$584,205.00	\$0.00	\$0.00	\$0.00	\$0.00	\$0.00	\$0.00	\$0.00	\$0.00	\$0.00	\$0.00	\$0.00	\$0.00	\$0.00	\$584,205.00
132002 Gratificación Anual	\$584,205.00	\$0.00	\$0.00	\$0.00	\$0.00	\$0.00	\$0.00	\$0.00	\$0.00	\$0.00	\$0.00	\$0.00	\$0.00	\$0.00	\$584,205.00
<b>IEPS-TABACOS 2020</b>	<b>\$584,205.00</b>	<b>\$0.00</b>	<b>\$0.00</b>	<b>\$0.00</b>	<b>\$0.00</b>	<b>\$0.00</b>	<b>\$0.00</b>	<b>\$0.00</b>	<b>\$0.00</b>	<b>\$0.00</b>	<b>\$0.00</b>	<b>\$0.00</b>	<b>\$0.00</b>	<b>\$0.00</b>	<b>\$584,205.00</b>
<b>1514 IEPS GASOLINAS 2020</b>															
100000 SERVICIOS PERSONALES	\$1,217,000.00	\$0.00	\$0.00	\$0.00	\$0.00	\$0.00	\$0.00	\$0.00	\$0.00	\$0.00	\$0.00	\$0.00	\$0.00	\$0.00	\$1,217,000.00
130000 Remuneraciones adicionales y especiales:	\$1,217,000.00	\$0.00	\$0.00	\$0.00	\$0.00	\$0.00	\$0.00	\$0.00	\$0.00	\$0.00	\$0.00	\$0.00	\$0.00	\$0.00	\$1,217,000.00
132000 Primas de vacaciones, dominical y gratific	\$1,217,000.00	\$0.00	\$0.00	\$0.00	\$0.00	\$0.00	\$0.00	\$0.00	\$0.00	\$0.00	\$0.00	\$0.00	\$0.00	\$0.00	\$1,217,000.00
132002 Gratificación Anual	\$1,217,000.00	\$0.00	\$0.00	\$0.00	\$0.00	\$0.00	\$0.00	\$0.00	\$0.00	\$0.00	\$0.00	\$0.00	\$0.00	\$0.00	\$1,217,000.00
<b>IEPS GASOLINAS 2020</b>	<b>\$1,217,000.00</b>	<b>\$0.00</b>	<b>\$0.00</b>	<b>\$0.00</b>	<b>\$0.00</b>	<b>\$0.00</b>	<b>\$0.00</b>	<b>\$0.00</b>	<b>\$0.00</b>	<b>\$0.00</b>	<b>\$0.00</b>	<b>\$0.00</b>	<b>\$0.00</b>	<b>\$0.00</b>	<b>\$1,217,000.00</b>
<b>1515 ISAN 2020</b>															
100000 SERVICIOS PERSONALES	\$214,799.00	\$0.00	\$0.00	\$0.00	\$0.00	\$0.00	\$0.00	\$0.00	\$0.00	\$0.00	\$0.00	\$0.00	\$0.00	\$0.00	\$214,799.00
130000 Remuneraciones adicionales y especiales:	\$214,799.00	\$0.00	\$0.00	\$0.00	\$0.00	\$0.00	\$0.00	\$0.00	\$0.00	\$0.00	\$0.00	\$0.00	\$0.00	\$0.00	\$214,799.00
132000 Primas de vacaciones, dominical y gratific	\$214,799.00	\$0.00	\$0.00	\$0.00	\$0.00	\$0.00	\$0.00	\$0.00	\$0.00	\$0.00	\$0.00	\$0.00	\$0.00	\$0.00	\$214,799.00
132002 Gratificación Anual	\$214,799.00	\$0.00	\$0.00	\$0.00	\$0.00	\$0.00	\$0.00	\$0.00	\$0.00	\$0.00	\$0.00	\$0.00	\$0.00	\$0.00	\$214,799.00
<b>ISAN 2020</b>	<b>\$214,799.00</b>	<b>\$0.00</b>	<b>\$0.00</b>	<b>\$0.00</b>	<b>\$0.00</b>	<b>\$0.00</b>	<b>\$0.00</b>	<b>\$0.00</b>	<b>\$0.00</b>	<b>\$0.00</b>	<b>\$0.00</b>	<b>\$0.00</b>	<b>\$0.00</b>	<b>\$0.00</b>	<b>\$214,799.00</b>
<b>1516 FOFIS 2020</b>															
100000 SERVICIOS PERSONALES	\$975,470.00	\$0.00	\$0.00	\$0.00	\$0.00	\$0.00	\$0.00	\$0.00	\$0.00	\$0.00	\$0.00	\$0.00	\$0.00	\$0.00	\$975,470.00
130000 Remuneraciones adicionales y especiales:	\$975,470.00	\$0.00	\$0.00	\$0.00	\$0.00	\$0.00	\$0.00	\$0.00	\$0.00	\$0.00	\$0.00	\$0.00	\$0.00	\$0.00	\$975,470.00
132000 Primas de vacaciones, dominical y gratific	\$975,470.00	\$0.00	\$0.00	\$0.00	\$0.00	\$0.00	\$0.00	\$0.00	\$0.00	\$0.00	\$0.00	\$0.00	\$0.00	\$0.00	\$975,470.00
132002 Gratificación Anual	\$975,470.00	\$0.00	\$0.00	\$0.00	\$0.00	\$0.00	\$0.00	\$0.00	\$0.00	\$0.00	\$0.00	\$0.00	\$0.00	\$0.00	\$975,470.00
<b>FOFIS 2020</b>	<b>\$975,470.00</b>	<b>\$0.00</b>	<b>\$0.00</b>	<b>\$0.00</b>	<b>\$0.00</b>	<b>\$0.00</b>	<b>\$0.00</b>	<b>\$0.00</b>	<b>\$0.00</b>	<b>\$0.00</b>	<b>\$0.00</b>	<b>\$0.00</b>	<b>\$0.00</b>	<b>\$0.00</b>	<b>\$975,470.00</b>
<b>1517 CISAN 2020</b>															
100000 SERVICIOS PERSONALES	\$44,277.00	\$0.00	\$0.00	\$0.00	\$0.00	\$0.00	\$0.00	\$0.00	\$0.00	\$0.00	\$0.00	\$0.00	\$0.00	\$0.00	\$44,277.00
130000 Remuneraciones adicionales y especiales:	\$44,277.00	\$0.00	\$0.00	\$0.00	\$0.00	\$0.00	\$0.00	\$0.00	\$0.00	\$0.00	\$0.00	\$0.00	\$0.00	\$0.00	\$44,277.00






MUNICIPIO DE FRANCISCO I. MADERO, HIDALGO  
HIDALGO

Analítico Mensual de Egresos Pagados por Fuente de Financiamiento al 30/abr./2020  
(Cuentas con Movimientos)  
(Cifras en pesos y centavos)

Objeto del Gasto	Presupuesto Vigente	Ene	Feb	Mar	Abr	May	Jun	Jul	Ago	Sep	Oct	Nov	Dic	Total	Diferencia (Vigente - Total)
132000 Primas de vacaciones, dominical y gratifica	\$44,277.00	\$0.00	\$0.00	\$0.00	\$0.00	\$0.00	\$0.00	\$0.00	\$0.00	\$0.00	\$0.00	\$0.00	\$0.00	\$0.00	\$44,277.00
132002 Gratificación Anual	\$44,277.00	\$0.00	\$0.00	\$0.00	\$0.00	\$0.00	\$0.00	\$0.00	\$0.00	\$0.00	\$0.00	\$0.00	\$0.00	\$0.00	\$44,277.00
<b>CISAN 2020</b>	<b>\$44,277.00</b>	<b>\$0.00</b>	<b>\$0.00</b>	<b>\$0.00</b>	<b>\$0.00</b>	<b>\$0.00</b>	<b>\$0.00</b>	<b>\$0.00</b>	<b>\$0.00</b>	<b>\$0.00</b>	<b>\$0.00</b>	<b>\$0.00</b>	<b>\$0.00</b>	<b>\$0.00</b>	<b>\$44,277.00</b>
<b>2516 FAISM 2019</b>															
600000 INVERSION PUBLICA	\$5,075,082.98	\$1,945,616.88	\$2,923,686.30	\$2,291,155.79	\$35,738.18	\$0.00	\$0.00	\$0.00	\$0.00	\$0.00	\$0.00	\$0.00	\$0.00	\$7,196,197.15	-\$2,121,114.17
610000 Obra pública en bienes de dominio públic	\$5,075,082.98	\$1,945,616.88	\$2,923,686.30	\$2,291,155.79	\$35,738.18	\$0.00	\$0.00	\$0.00	\$0.00	\$0.00	\$0.00	\$0.00	\$0.00	\$7,196,197.15	-\$2,121,114.17
613000 Construcción de obras para el abastecimie	\$1,835,174.59	\$319,368.64	\$974,899.73	\$1,323,311.66	\$0.00	\$0.00	\$0.00	\$0.00	\$0.00	\$0.00	\$0.00	\$0.00	\$0.00	\$2,617,580.23	-\$782,405.64
613001 Construcción de obras para el abastecimie	\$1,835,174.59	\$319,368.64	\$974,899.73	\$1,323,311.66	\$0.00	\$0.00	\$0.00	\$0.00	\$0.00	\$0.00	\$0.00	\$0.00	\$0.00	\$2,617,580.23	-\$782,405.64
614000 División de terrenos y construcción de obr	\$1,099,320.45	\$1,203,877.25	\$189,633.91	\$110,572.27	\$20,282.21	\$0.00	\$0.00	\$0.00	\$0.00	\$0.00	\$0.00	\$0.00	\$0.00	\$1,524,365.64	-\$425,045.19
614001 División de terrenos y construcción de obr	\$1,099,320.45	\$1,203,877.25	\$189,633.91	\$110,572.27	\$20,282.21	\$0.00	\$0.00	\$0.00	\$0.00	\$0.00	\$0.00	\$0.00	\$0.00	\$1,524,365.64	-\$425,045.19
615000 Construcción de vías de comunicación	\$958,526.79	\$0.00	\$1,336,036.84	\$17,831.18	\$15,455.97	\$0.00	\$0.00	\$0.00	\$0.00	\$0.00	\$0.00	\$0.00	\$0.00	\$1,369,323.99	-\$410,797.20
615001 Construcción de vías de comunicación	\$958,526.79	\$0.00	\$1,336,036.84	\$17,831.18	\$15,455.97	\$0.00	\$0.00	\$0.00	\$0.00	\$0.00	\$0.00	\$0.00	\$0.00	\$1,369,323.99	-\$410,797.20
617000 Instalaciones y equipamiento en constru	\$1,182,061.15	\$422,370.99	\$423,115.82	\$839,440.48	\$0.00	\$0.00	\$0.00	\$0.00	\$0.00	\$0.00	\$0.00	\$0.00	\$0.00	\$1,684,927.29	-\$502,866.14
617001 Instalaciones y equipamiento en constru	\$1,182,061.15	\$422,370.99	\$423,115.82	\$839,440.48	\$0.00	\$0.00	\$0.00	\$0.00	\$0.00	\$0.00	\$0.00	\$0.00	\$0.00	\$1,684,927.29	-\$502,866.14
<b>FAISM 2019</b>	<b>\$5,075,082.98</b>	<b>\$1,945,616.88</b>	<b>\$2,923,686.30</b>	<b>\$2,291,155.79</b>	<b>\$35,738.18</b>	<b>\$0.00</b>	<b>\$0.00</b>	<b>\$0.00</b>	<b>\$0.00</b>	<b>\$0.00</b>	<b>\$0.00</b>	<b>\$0.00</b>	<b>\$0.00</b>	<b>\$7,196,197.15</b>	<b>-\$2,121,114.17</b>
<b>2520 FAISM 2020</b>															
600000 INVERSION PUBLICA	\$13,053,390.00	\$0.00	\$0.00	\$0.00	\$0.00	\$0.00	\$0.00	\$0.00	\$0.00	\$0.00	\$0.00	\$0.00	\$0.00	\$0.00	\$13,053,390.00
610000 Obra pública en bienes de dominio públic	\$2,118,777.00	\$0.00	\$0.00	\$0.00	\$0.00	\$0.00	\$0.00	\$0.00	\$0.00	\$0.00	\$0.00	\$0.00	\$0.00	\$0.00	\$2,118,777.00
613000 Construcción de obras para el abastecimie	\$2,118,777.00	\$0.00	\$0.00	\$0.00	\$0.00	\$0.00	\$0.00	\$0.00	\$0.00	\$0.00	\$0.00	\$0.00	\$0.00	\$0.00	\$2,118,777.00
613001 Construcción de obras para el abastecimie	\$2,118,777.00	\$0.00	\$0.00	\$0.00	\$0.00	\$0.00	\$0.00	\$0.00	\$0.00	\$0.00	\$0.00	\$0.00	\$0.00	\$0.00	\$2,118,777.00
620000 Obra pública en bienes propios	\$10,934,613.00	\$0.00	\$0.00	\$0.00	\$0.00	\$0.00	\$0.00	\$0.00	\$0.00	\$0.00	\$0.00	\$0.00	\$0.00	\$0.00	\$10,934,613.00
624000 División de terrenos y construcción de obr	\$7,458,997.00	\$0.00	\$0.00	\$0.00	\$0.00	\$0.00	\$0.00	\$0.00	\$0.00	\$0.00	\$0.00	\$0.00	\$0.00	\$0.00	\$7,458,997.00
624001 División de terrenos y construcción de obr	\$7,458,997.00	\$0.00	\$0.00	\$0.00	\$0.00	\$0.00	\$0.00	\$0.00	\$0.00	\$0.00	\$0.00	\$0.00	\$0.00	\$0.00	\$7,458,997.00
625000 Construcción de vías de comunicación	\$1,957,295.00	\$0.00	\$0.00	\$0.00	\$0.00	\$0.00	\$0.00	\$0.00	\$0.00	\$0.00	\$0.00	\$0.00	\$0.00	\$0.00	\$1,957,295.00
625001 Construcción de vías de comunicación	\$1,957,295.00	\$0.00	\$0.00	\$0.00	\$0.00	\$0.00	\$0.00	\$0.00	\$0.00	\$0.00	\$0.00	\$0.00	\$0.00	\$0.00	\$1,957,295.00
627000 Instalaciones y equipamiento en constru	\$1,518,321.00	\$0.00	\$0.00	\$0.00	\$0.00	\$0.00	\$0.00	\$0.00	\$0.00	\$0.00	\$0.00	\$0.00	\$0.00	\$0.00	\$1,518,321.00
627001 Instalaciones y equipamiento en constru	\$1,518,321.00	\$0.00	\$0.00	\$0.00	\$0.00	\$0.00	\$0.00	\$0.00	\$0.00	\$0.00	\$0.00	\$0.00	\$0.00	\$0.00	\$1,518,321.00
<b>FAISM 2020</b>	<b>\$13,053,390.00</b>	<b>\$0.00</b>	<b>\$0.00</b>	<b>\$0.00</b>	<b>\$0.00</b>	<b>\$0.00</b>	<b>\$0.00</b>	<b>\$0.00</b>	<b>\$0.00</b>	<b>\$0.00</b>	<b>\$0.00</b>	<b>\$0.00</b>	<b>\$0.00</b>	<b>\$0.00</b>	<b>\$13,053,390.00</b>
<b>2521 FORTAMUN 2020</b>															
100000 SERVICIOS PERSONALES	\$9,025,002.00	\$534,073.00	\$539,878.00	\$559,940.00	\$541,303.00	\$0.00	\$0.00	\$0.00	\$0.00	\$0.00	\$0.00	\$0.00	\$0.00	\$2,175,194.00	\$6,849,808.00
110000 Remuneraciones al personal de carácter	\$6,421,734.00	\$509,631.00	\$515,342.00	\$520,543.00	\$515,660.00	\$0.00	\$0.00	\$0.00	\$0.00	\$0.00	\$0.00	\$0.00	\$0.00	\$2,061,176.00	\$4,360,558.00
113000 Sueldos base al personal permanente	\$6,421,734.00	\$509,631.00	\$515,342.00	\$520,543.00	\$515,660.00	\$0.00	\$0.00	\$0.00	\$0.00	\$0.00	\$0.00	\$0.00	\$0.00	\$2,061,176.00	\$4,360,558.00
113001 Sueldos	\$6,421,734.00	\$509,631.00	\$515,342.00	\$520,543.00	\$515,660.00	\$0.00	\$0.00	\$0.00	\$0.00	\$0.00	\$0.00	\$0.00	\$0.00	\$2,061,176.00	\$4,360,558.00
130000 Remuneraciones adicionales y especialer	\$2,603,067.00	\$7,357.00	\$8,196.00	\$23,389.00	\$9,635.00	\$0.00	\$0.00	\$0.00	\$0.00	\$0.00	\$0.00	\$0.00	\$0.00	\$40,577.00	\$1,981,490.00







Usu: supervisor  
 Rep: rptAnaliticoPresupuestoEgresos\_FF

MUNICIPIO DE FRANCISCO I. MADERO, HIDALGO  
 HIDALGO

Analítico Mensual de Egresos Pagados por Fuente de Financiamiento al 30/abr./2020  
 (Cuentas con Movimientos)  
 (Cifras en pesos y centavos)

Fecha y hora de Impresión | 17/jul./2020  
 11:08 a. m.

Objeto del Gasto	Presupuesto Vigente	Ene	Feb	Mar	Abr	May	Jun	Jul	Ago	Sep	Oct	Nov	Dic	Total	Diferencia (Vigente - Total)
615001 Construcción de vías de comunicación	\$1,196,000.00	\$0.00	\$0.00	\$0.00	\$0.00	\$0.00	\$0.00	\$0.00	\$0.00	\$0.00	\$0.00	\$0.00	\$0.00	\$0.00	\$1,196,000.00
<b>FORTAMUN 2020</b>	<b>\$24,907,804.00</b>	<b>\$832,552.53</b>	<b>\$1,296,322.42</b>	<b>\$2,144,117.97</b>	<b>\$1,908,440.28</b>	<b>\$0.00</b>	<b>\$0.00</b>	<b>\$0.00</b>	<b>\$0.00</b>	<b>\$0.00</b>	<b>\$0.00</b>	<b>\$0.00</b>	<b>\$0.00</b>	<b>\$6,173,433.20</b>	<b>\$18,734,370.80</b>
<b>Total Final</b>	<b>\$97,199,837.46</b>	<b>\$4,925,377.67</b>	<b>\$7,219,080.57</b>	<b>\$8,213,337.10</b>	<b>\$6,592,285.96</b>	<b>\$0.00</b>	<b>\$0.00</b>	<b>\$0.00</b>	<b>\$0.00</b>	<b>\$0.00</b>	<b>\$0.00</b>	<b>\$0.00</b>	<b>\$0.00</b>	<b>\$27,050,081.30</b>	<b>\$70,149,556.16</b>

\_\_\_\_\_  
 PROFR. LUCAS PABLO GUZMAN ISIDRO



PRESIDENTE MUNICIPAL

\_\_\_\_\_  
 L.A.E. JOSÉ EMMANUEL MEJIA HERNANDEZ

TESORERO MUNICIPAL

\_\_\_\_\_  
 PROFRA. PAULINA MADRIGAL MOCTEZUMA

SINDICO PROCURADOR






Usr: supervisor  
Rep: rptAnaliticoPresupuestoEgresos\_FF

**MUNICIPIO DE FRANCISCO I. MADERO, HIDALGO**  
HIDALGO  
Analítico Mensual de Egresos Pagados por Fuente de Financiamiento al 31/may./2020  
(Cuentas con Movimientos)  
(Cifras en pesos y centavos)

Fecha y hora de Impresión | 17/jul./2020  
11:07 a. m.

Objeto del Gasto	Presupuesto Vigente	Ene	Feb	Mar	Abr	May	Jun	Jul	Ago	Sep	Oct	Nov	Dic	Total	Diferencia (Vigente - Total)
<b>1103 RECURSOS PROPIOS 2020</b>															
<b>100000 SERVICIOS PERSONALES</b>	\$530,000.00	\$65,379.35	\$48,853.02	\$47,275.00	\$80,480.00	\$67,873.00	\$0.00	\$0.00	\$0.00	\$0.00	\$0.00	\$0.00	\$0.00	\$309,860.37	\$220,139.63
120000 Remuneraciones al personal de carácter	\$250,000.00	\$20,000.00	\$18,568.00	\$21,000.00	\$43,667.00	\$54,600.00	\$0.00	\$0.00	\$0.00	\$0.00	\$0.00	\$0.00	\$0.00	\$157,835.00	\$92,165.00
122000 Sueldos base al personal eventual	\$250,000.00	\$20,000.00	\$18,568.00	\$21,000.00	\$43,667.00	\$54,600.00	\$0.00	\$0.00	\$0.00	\$0.00	\$0.00	\$0.00	\$0.00	\$157,835.00	\$92,165.00
122003 Lista de Raya	\$250,000.00	\$20,000.00	\$18,568.00	\$21,000.00	\$43,667.00	\$54,600.00	\$0.00	\$0.00	\$0.00	\$0.00	\$0.00	\$0.00	\$0.00	\$157,835.00	\$92,165.00
130000 Remuneraciones adicionales y especiales	\$100,000.00	\$8,034.33	\$0.00	\$0.00	\$0.00	\$0.00	\$0.00	\$0.00	\$0.00	\$0.00	\$0.00	\$0.00	\$0.00	\$8,034.33	\$91,965.67
134000 Compensaciones	\$100,000.00	\$8,034.33	\$0.00	\$0.00	\$0.00	\$0.00	\$0.00	\$0.00	\$0.00	\$0.00	\$0.00	\$0.00	\$0.00	\$8,034.33	\$91,965.67
134001 Compensaciones	\$100,000.00	\$8,034.33	\$0.00	\$0.00	\$0.00	\$0.00	\$0.00	\$0.00	\$0.00	\$0.00	\$0.00	\$0.00	\$0.00	\$8,034.33	\$91,965.67
150000 Otras prestaciones sociales y económica	\$180,000.00	\$37,345.02	\$30,285.02	\$26,275.00	\$36,813.00	\$13,273.00	\$0.00	\$0.00	\$0.00	\$0.00	\$0.00	\$0.00	\$0.00	\$143,991.04	\$36,008.96
152000 Indemnizaciones	\$80,000.00	\$0.00	\$0.00	\$0.00	\$0.00	\$0.00	\$0.00	\$0.00	\$0.00	\$0.00	\$0.00	\$0.00	\$0.00	\$0.00	\$80,000.00
152001 Indemnizaciones	\$80,000.00	\$0.00	\$0.00	\$0.00	\$0.00	\$0.00	\$0.00	\$0.00	\$0.00	\$0.00	\$0.00	\$0.00	\$0.00	\$0.00	\$80,000.00
159000 Otras prestaciones sociales y económicas	\$100,000.00	\$37,345.02	\$30,285.02	\$26,275.00	\$36,813.00	\$13,273.00	\$0.00	\$0.00	\$0.00	\$0.00	\$0.00	\$0.00	\$0.00	\$143,991.04	-\$43,991.04
159002 Otras Prestaciones	\$100,000.00	\$37,345.02	\$30,285.02	\$26,275.00	\$36,813.00	\$13,273.00	\$0.00	\$0.00	\$0.00	\$0.00	\$0.00	\$0.00	\$0.00	\$143,991.04	-\$43,991.04
<b>200000 MATERIALES Y SUMINISTROS</b>	\$2,890,000.00	\$184,916.20	\$237,177.36	\$158,507.80	\$23,208.58	\$96,175.56	\$0.00	\$0.00	\$0.00	\$0.00	\$0.00	\$0.00	\$0.00	\$698,984.50	\$2,191,015.50
210000 Materiales de administración, emisión de	\$700,000.00	\$179,359.20	\$229,793.00	\$78,143.44	\$0.00	\$91,736.16	\$0.00	\$0.00	\$0.00	\$0.00	\$0.00	\$0.00	\$0.00	\$579,931.80	\$120,968.20
211000 Materiales, útiles y equipos menores de ofi	\$230,000.00	\$100,843.20	\$114,962.10	\$1,388.92	\$0.00	\$2,698.16	\$0.00	\$0.00	\$0.00	\$0.00	\$0.00	\$0.00	\$0.00	\$219,992.38	\$10,007.62
211001 Material de Oficina	\$230,000.00	\$100,843.20	\$114,962.10	\$1,388.92	\$0.00	\$2,698.16	\$0.00	\$0.00	\$0.00	\$0.00	\$0.00	\$0.00	\$0.00	\$219,992.38	\$10,007.62
212000 Materiales y útiles de impresión y reproduc	\$250,000.00	\$15,660.00	\$52,417.10	\$72,056.52	\$0.00	\$89,038.00	\$0.00	\$0.00	\$0.00	\$0.00	\$0.00	\$0.00	\$0.00	\$229,171.62	\$20,828.38
212001 Materiales y Útiles de Impresión	\$250,000.00	\$15,660.00	\$52,417.10	\$72,056.52	\$0.00	\$89,038.00	\$0.00	\$0.00	\$0.00	\$0.00	\$0.00	\$0.00	\$0.00	\$229,171.62	\$20,828.38
214000 Materiales, útiles y equipos menores de ter	\$90,000.00	\$0.00	\$0.00	\$4,698.00	\$0.00	\$0.00	\$0.00	\$0.00	\$0.00	\$0.00	\$0.00	\$0.00	\$0.00	\$4,698.00	\$85,302.00
214001 Material para Bienes Informáticos	\$90,000.00	\$0.00	\$0.00	\$4,698.00	\$0.00	\$0.00	\$0.00	\$0.00	\$0.00	\$0.00	\$0.00	\$0.00	\$0.00	\$4,698.00	\$85,302.00
216000 Material de limpieza	\$130,000.00	\$62,756.00	\$62,413.80	\$0.00	\$0.00	\$0.00	\$0.00	\$0.00	\$0.00	\$0.00	\$0.00	\$0.00	\$0.00	\$125,169.80	\$4,830.20
216001 Material de Limpieza	\$130,000.00	\$62,756.00	\$62,413.80	\$0.00	\$0.00	\$0.00	\$0.00	\$0.00	\$0.00	\$0.00	\$0.00	\$0.00	\$0.00	\$125,169.80	\$4,830.20
220000 Alimentos y utensilios	\$10,000.00	\$800.00	\$3,600.00	\$3,000.00	\$0.00	\$0.00	\$0.00	\$0.00	\$0.00	\$0.00	\$0.00	\$0.00	\$0.00	\$7,400.00	\$2,600.00
221000 Productos alimenticios para personas	\$10,000.00	\$800.00	\$3,600.00	\$3,000.00	\$0.00	\$0.00	\$0.00	\$0.00	\$0.00	\$0.00	\$0.00	\$0.00	\$0.00	\$7,400.00	\$2,600.00
221001 Alimentación de Personas	\$10,000.00	\$800.00	\$3,600.00	\$3,000.00	\$0.00	\$0.00	\$0.00	\$0.00	\$0.00	\$0.00	\$0.00	\$0.00	\$0.00	\$7,400.00	\$2,600.00
240000 Materiales y artículos de construcción y c	\$500,000.00	\$0.00	\$0.00	\$0.00	\$0.00	\$2,064.80	\$0.00	\$0.00	\$0.00	\$0.00	\$0.00	\$0.00	\$0.00	\$2,064.80	\$497,935.20
242000 Cemento y productos de concreto	\$300,000.00	\$0.00	\$0.00	\$0.00	\$0.00	\$0.00	\$0.00	\$0.00	\$0.00	\$0.00	\$0.00	\$0.00	\$0.00	\$0.00	\$300,000.00
242001 Cemento y productos de concreto	\$300,000.00	\$0.00	\$0.00	\$0.00	\$0.00	\$0.00	\$0.00	\$0.00	\$0.00	\$0.00	\$0.00	\$0.00	\$0.00	\$0.00	\$300,000.00
246000 Material eléctrico y electrónico	\$100,000.00	\$0.00	\$0.00	\$0.00	\$0.00	\$2,064.80	\$0.00	\$0.00	\$0.00	\$0.00	\$0.00	\$0.00	\$0.00	\$2,064.80	\$97,935.20
246001 Material Eléctrico	\$100,000.00	\$0.00	\$0.00	\$0.00	\$0.00	\$2,064.80	\$0.00	\$0.00	\$0.00	\$0.00	\$0.00	\$0.00	\$0.00	\$2,064.80	\$97,935.20
248000 Materiales complementarios	\$50,000.00	\$0.00	\$0.00	\$0.00	\$0.00	\$0.00	\$0.00	\$0.00	\$0.00	\$0.00	\$0.00	\$0.00	\$0.00	\$0.00	\$50,000.00
248001 Materiales complementarios	\$50,000.00	\$0.00	\$0.00	\$0.00	\$0.00	\$0.00	\$0.00	\$0.00	\$0.00	\$0.00	\$0.00	\$0.00	\$0.00	\$0.00	\$50,000.00
249000 Otros materiales y artículos de construcci	\$50,000.00	\$0.00	\$0.00	\$0.00	\$0.00	\$0.00	\$0.00	\$0.00	\$0.00	\$0.00	\$0.00	\$0.00	\$0.00	\$0.00	\$50,000.00
249001 Otros materiales y artículos de construcci	\$50,000.00	\$0.00	\$0.00	\$0.00	\$0.00	\$0.00	\$0.00	\$0.00	\$0.00	\$0.00	\$0.00	\$0.00	\$0.00	\$0.00	\$50,000.00
250000 Productos químicos, farmacéuticos y de l	\$300,000.00	\$0.00	\$0.00	\$73,398.00	\$0.00	\$0.00	\$0.00	\$0.00	\$0.00	\$0.00	\$0.00	\$0.00	\$0.00	\$73,398.00	\$226,602.00
253000 Medicinas y productos farmacéuticos	\$250,000.00	\$0.00	\$0.00	\$36,278.00	\$0.00	\$0.00	\$0.00	\$0.00	\$0.00	\$0.00	\$0.00	\$0.00	\$0.00	\$36,278.00	\$213,722.00
253001 Medicinas y Productos Farmacéuticos	\$250,000.00	\$0.00	\$0.00	\$36,278.00	\$0.00	\$0.00	\$0.00	\$0.00	\$0.00	\$0.00	\$0.00	\$0.00	\$0.00	\$36,278.00	\$213,722.00







**MUNICIPIO DE FRANCISCO I. MADERO, HIDALGO**  
HIDALGO

**Analítico Mensual de Egresos Pagados por Fuente de Financiamiento al 31/may./2020**  
(Cuentas con Movimientos)  
(Cifras en pesos y centavos)

Objeto del Gasto	Presupuesto Vigente	Ene	Feb	Mar	Abr	May	Jun	Jul	Ago	Sep	Oct	Nov	Dic	Total	Diferencia (Vigente - Total)
511000 Muebles de oficina y estantería	\$150,000.00	\$0.00	\$0.00	\$0.00	\$0.00	\$0.00	\$0.00	\$0.00	\$0.00	\$0.00	\$0.00	\$0.00	\$0.00	\$0.00	\$150,000.00
511001 Muebles de oficina y estantería	\$150,000.00	\$0.00	\$0.00	\$0.00	\$0.00	\$0.00	\$0.00	\$0.00	\$0.00	\$0.00	\$0.00	\$0.00	\$0.00	\$0.00	\$150,000.00
515000 Equipo de cómputo y de tecnología de la i	\$50,000.00	\$0.00	\$0.00	\$0.00	\$0.00	\$0.00	\$0.00	\$0.00	\$0.00	\$0.00	\$0.00	\$0.00	\$0.00	\$0.00	\$50,000.00
515001 Bienes informáticos	\$50,000.00	\$0.00	\$0.00	\$0.00	\$0.00	\$0.00	\$0.00	\$0.00	\$0.00	\$0.00	\$0.00	\$0.00	\$0.00	\$0.00	\$50,000.00
520600 Mobiliario y equipo educacional y recreat	\$50,000.00	\$0.00	\$0.00	\$0.00	\$0.00	\$0.00	\$0.00	\$0.00	\$0.00	\$0.00	\$0.00	\$0.00	\$0.00	\$0.00	\$50,000.00
521000 Equipos y aparatos audiovisuales	\$50,000.00	\$0.00	\$0.00	\$0.00	\$0.00	\$0.00	\$0.00	\$0.00	\$0.00	\$0.00	\$0.00	\$0.00	\$0.00	\$0.00	\$50,000.00
521001 Equipos y aparatos audiovisuales	\$50,000.00	\$0.00	\$0.00	\$0.00	\$0.00	\$0.00	\$0.00	\$0.00	\$0.00	\$0.00	\$0.00	\$0.00	\$0.00	\$0.00	\$50,000.00
530000 Equipo e instrumental médico y de labora	\$30,000.00	\$0.00	\$0.00	\$0.00	\$0.00	\$0.00	\$0.00	\$0.00	\$0.00	\$0.00	\$0.00	\$0.00	\$0.00	\$0.00	\$30,000.00
531000 Equipo médico y de laboratorio	\$30,000.00	\$0.00	\$0.00	\$0.00	\$0.00	\$0.00	\$0.00	\$0.00	\$0.00	\$0.00	\$0.00	\$0.00	\$0.00	\$0.00	\$30,000.00
531001 Equipo médico y de laboratorio	\$30,000.00	\$0.00	\$0.00	\$0.00	\$0.00	\$0.00	\$0.00	\$0.00	\$0.00	\$0.00	\$0.00	\$0.00	\$0.00	\$0.00	\$30,000.00
560000 Maquinaria, otros equipos y herramientas	\$150,000.00	\$0.00	\$0.00	\$0.00	\$0.00	\$3,790.20	\$0.00	\$0.00	\$0.00	\$0.00	\$0.00	\$0.00	\$0.00	\$3,790.20	\$146,209.80
567000 Herramientas y máquinas-herramienta	\$150,000.00	\$0.00	\$0.00	\$0.00	\$0.00	\$3,790.20	\$0.00	\$0.00	\$0.00	\$0.00	\$0.00	\$0.00	\$0.00	\$3,790.20	\$146,209.80
567001 Herramientas y Máquinas-Herramientas	\$150,000.00	\$0.00	\$0.00	\$0.00	\$0.00	\$3,790.20	\$0.00	\$0.00	\$0.00	\$0.00	\$0.00	\$0.00	\$0.00	\$3,790.20	\$146,209.80
<b>RECURSOS PROPIOS 2020</b>	<b>\$10,428,033.75</b>	<b>\$505,646.05</b>	<b>\$1,324,553.93</b>	<b>\$1,335,706.08</b>	<b>\$449,575.22</b>	<b>\$242,751.31</b>	<b>\$0.00</b>	<b>\$0.00</b>	<b>\$0.00</b>	<b>\$0.00</b>	<b>\$0.00</b>	<b>\$0.00</b>	<b>\$0.00</b>	<b>\$3,858,233.19</b>	<b>\$6,569,800.56</b>

**1122 BENEFICIARIOS FAISM 2018**


990000 DEUDA PUBLICA	\$162,012.14	\$0.00	\$0.00	\$0.00	\$151,248.84	\$10,763.31	\$0.00	\$0.00	\$0.00	\$0.00	\$0.00	\$0.00	\$0.00	\$162,012.15	-\$0.01
990000 Adeudos de ejercicios fiscales anteriores	\$162,012.14	\$0.00	\$0.00	\$0.00	\$151,248.84	\$10,763.31	\$0.00	\$0.00	\$0.00	\$0.00	\$0.00	\$0.00	\$0.00	\$162,012.15	-\$0.01
991000 ADEFAS	\$162,012.14	\$0.00	\$0.00	\$0.00	\$151,248.84	\$10,763.31	\$0.00	\$0.00	\$0.00	\$0.00	\$0.00	\$0.00	\$0.00	\$162,012.15	-\$0.01
991001 Adeudos de ejercicios fiscales anteriores (	\$162,012.14	\$0.00	\$0.00	\$0.00	\$151,248.84	\$10,763.31	\$0.00	\$0.00	\$0.00	\$0.00	\$0.00	\$0.00	\$0.00	\$162,012.15	-\$0.01
<b>BENEFICIARIOS FAISM 2018</b>	<b>\$162,012.14</b>	<b>\$0.00</b>	<b>\$0.00</b>	<b>\$0.00</b>	<b>\$151,248.84</b>	<b>\$10,763.31</b>	<b>\$0.00</b>	<b>\$0.00</b>	<b>\$0.00</b>	<b>\$0.00</b>	<b>\$0.00</b>	<b>\$0.00</b>	<b>\$0.00</b>	<b>\$162,012.15</b>	<b>-\$0.01</b>

**1123 BENEFICIARIOS FAISM 2019**

600000 INVERSION PUBLICA	\$183,366.68	\$6,133.21	\$7,257.51	\$26,807.52	\$40,300.77	\$0.00	\$0.00	\$0.00	\$0.00	\$0.00	\$0.00	\$0.00	\$0.00	\$80,499.01	\$102,867.67
610000 Obra pública en bienes de dominio públic	\$183,366.68	\$6,133.21	\$7,257.51	\$26,807.52	\$40,300.77	\$0.00	\$0.00	\$0.00	\$0.00	\$0.00	\$0.00	\$0.00	\$0.00	\$80,499.01	\$102,867.67
613000 Construcción de obras para el abastecimie	\$25,431.07	\$6,133.21	\$4,948.51	\$0.00	\$2,316.11	\$0.00	\$0.00	\$0.00	\$0.00	\$0.00	\$0.00	\$0.00	\$0.00	\$13,397.83	\$12,033.24
613001 Construcción de obras para el abastecimie	\$25,431.07	\$6,133.21	\$4,948.51	\$0.00	\$2,316.11	\$0.00	\$0.00	\$0.00	\$0.00	\$0.00	\$0.00	\$0.00	\$0.00	\$13,397.83	\$12,033.24
614000 División de terrenos y construcción de obr	\$118,773.50	\$0.00	\$2,309.00	\$20,542.18	\$24,533.53	\$0.00	\$0.00	\$0.00	\$0.00	\$0.00	\$0.00	\$0.00	\$0.00	\$47,384.71	\$71,388.79
614001 División de terrenos y construcción de obr	\$118,773.50	\$0.00	\$2,309.00	\$20,542.18	\$24,533.53	\$0.00	\$0.00	\$0.00	\$0.00	\$0.00	\$0.00	\$0.00	\$0.00	\$47,384.71	\$71,388.79
615000 Construcción de vías de comunicación	\$33,191.69	\$0.00	\$0.00	\$0.00	\$13,451.13	\$0.00	\$0.00	\$0.00	\$0.00	\$0.00	\$0.00	\$0.00	\$0.00	\$13,451.13	\$19,740.56
615001 Construcción de vías de comunicación	\$33,191.69	\$0.00	\$0.00	\$0.00	\$13,451.13	\$0.00	\$0.00	\$0.00	\$0.00	\$0.00	\$0.00	\$0.00	\$0.00	\$13,451.13	\$19,740.56
617000 Instalaciones y equipamiento en constru	\$5,970.42	\$0.00	\$0.00	\$6,265.34	\$0.00	\$0.00	\$0.00	\$0.00	\$0.00	\$0.00	\$0.00	\$0.00	\$0.00	\$6,265.34	-\$294.92
617001 Instalaciones y equipamiento en constru	\$5,970.42	\$0.00	\$0.00	\$6,265.34	\$0.00	\$0.00	\$0.00	\$0.00	\$0.00	\$0.00	\$0.00	\$0.00	\$0.00	\$6,265.34	-\$294.92
<b>BENEFICIARIOS FAISM 2019</b>	<b>\$183,366.68</b>	<b>\$6,133.21</b>	<b>\$7,257.51</b>	<b>\$26,807.52</b>	<b>\$40,300.77</b>	<b>\$0.00</b>	<b>\$0.00</b>	<b>\$0.00</b>	<b>\$0.00</b>	<b>\$0.00</b>	<b>\$0.00</b>	<b>\$0.00</b>	<b>\$0.00</b>	<b>\$80,499.01</b>	<b>\$102,867.67</b>

**1503 F.G.P. 2019**

100000 SERVICIOS PERSONALES	\$538,960.00	\$0.00	\$0.00	\$538,960.00	\$0.00	\$0.00	\$0.00	\$0.00	\$0.00	\$0.00	\$0.00	\$0.00	\$0.00	\$538,960.00	\$0.00
-----------------------------	--------------	--------	--------	--------------	--------	--------	--------	--------	--------	--------	--------	--------	--------	--------------	--------





Usu: supervisor  
Rep: rptAnalíticoPresupuestoEgresos\_FF

**MUNICIPIO DE FRANCISCO I. MADERO, HIDALGO**  
**HIDALGO**  
Analítico Mensual de Egresos Pagados por Fuente de Financiamiento al 31/may./2020  
(Cuentas con Movimientos)  
(Cifras en pesos y centavos)

Fecha y hora de Impresión | 17/jul./2020  
11:07 a. m.


Objeto del Gasto	Presupuesto Vigente	Ene	Feb	Mar	Abr	May	Jun	Jul	Ago	Sep	Oct	Nov	Dic	Total	Diferencia (Vigente - Total)
150000 Otras prestaciones sociales y económica	\$538,960.00	\$0.00	\$0.00	\$538,960.00	\$0.00	\$0.00	\$0.00	\$0.00	\$0.00	\$0.00	\$0.00	\$0.00	\$0.00	\$538,960.00	\$0.00
152000 Indemnizaciones	\$538,960.00	\$0.00	\$0.00	\$538,960.00	\$0.00	\$0.00	\$0.00	\$0.00	\$0.00	\$0.00	\$0.00	\$0.00	\$0.00	\$538,960.00	\$0.00
152001 Indemnizaciones	\$538,960.00	\$0.00	\$0.00	\$538,960.00	\$0.00	\$0.00	\$0.00	\$0.00	\$0.00	\$0.00	\$0.00	\$0.00	\$0.00	\$538,960.00	\$0.00
<b>300000 SERVICIOS GENERALES</b>	<b>\$1,044.00</b>	<b>\$0.00</b>	<b>\$0.00</b>	<b>\$0.00</b>	<b>\$0.00</b>	<b>\$1,044.00</b>	<b>\$0.00</b>	<b>\$0.00</b>	<b>\$0.00</b>	<b>\$0.00</b>	<b>\$0.00</b>	<b>\$0.00</b>	<b>\$0.00</b>	<b>\$1,044.00</b>	<b>\$0.00</b>
340000 Servicios financieros, bancarios y comerc	\$1,044.00	\$0.00	\$0.00	\$0.00	\$0.00	\$1,044.00	\$0.00	\$0.00	\$0.00	\$0.00	\$0.00	\$0.00	\$0.00	\$1,044.00	\$0.00
349000 Servicios financieros, bancarios y comerc	\$1,044.00	\$0.00	\$0.00	\$0.00	\$0.00	\$1,044.00	\$0.00	\$0.00	\$0.00	\$0.00	\$0.00	\$0.00	\$0.00	\$1,044.00	\$0.00
349001 Servicios financieros, bancarios y comerc	\$1,044.00	\$0.00	\$0.00	\$0.00	\$0.00	\$1,044.00	\$0.00	\$0.00	\$0.00	\$0.00	\$0.00	\$0.00	\$0.00	\$1,044.00	\$0.00
<b>400000 TRANSFERENCIAS, ASIGNACIONES</b>	<b>\$133,381.50</b>	<b>\$0.00</b>	<b>\$0.00</b>	<b>\$136,581.72</b>	<b>\$0.00</b>	<b>\$0.00</b>	<b>\$0.00</b>	<b>\$0.00</b>	<b>\$0.00</b>	<b>\$0.00</b>	<b>\$0.00</b>	<b>\$0.00</b>	<b>\$0.00</b>	<b>\$136,581.72</b>	<b>-\$3,200.22</b>
440000 Ayudas sociales	\$133,381.50	\$0.00	\$0.00	\$136,581.72	\$0.00	\$0.00	\$0.00	\$0.00	\$0.00	\$0.00	\$0.00	\$0.00	\$0.00	\$136,581.72	-\$3,200.22
446000 Ayudas sociales a cooperativas	\$133,381.50	\$0.00	\$0.00	\$136,581.72	\$0.00	\$0.00	\$0.00	\$0.00	\$0.00	\$0.00	\$0.00	\$0.00	\$0.00	\$136,581.72	-\$3,200.22
446001 Ayudas sociales a cooperativas	\$133,381.50	\$0.00	\$0.00	\$136,581.72	\$0.00	\$0.00	\$0.00	\$0.00	\$0.00	\$0.00	\$0.00	\$0.00	\$0.00	\$136,581.72	-\$3,200.22
<b>F.G.P. 2019</b>	<b>\$675,385.50</b>	<b>\$0.00</b>	<b>\$0.00</b>	<b>\$675,541.72</b>	<b>\$0.00</b>	<b>\$1,044.00</b>	<b>\$0.00</b>	<b>\$0.00</b>	<b>\$0.00</b>	<b>\$0.00</b>	<b>\$0.00</b>	<b>\$0.00</b>	<b>\$0.00</b>	<b>\$676,585.72</b>	<b>-\$3,200.22</b>

**1504 F.F.M. 2019**


600000 INVERSION PUBLICA	\$104,119.41	\$0.00	\$104,119.41	\$0.00	\$0.00	\$0.00	\$0.00	\$0.00	\$0.00	\$0.00	\$0.00	\$0.00	\$0.00	\$104,119.41	\$0.00
610000 Obra pública en bienes de dominio públic	\$104,119.41	\$0.00	\$104,119.41	\$0.00	\$0.00	\$0.00	\$0.00	\$0.00	\$0.00	\$0.00	\$0.00	\$0.00	\$0.00	\$104,119.41	\$0.00
617000 Instalaciones y equipamiento en construccion	\$104,119.41	\$0.00	\$104,119.41	\$0.00	\$0.00	\$0.00	\$0.00	\$0.00	\$0.00	\$0.00	\$0.00	\$0.00	\$0.00	\$104,119.41	\$0.00
617001 Instalaciones y equipamiento en construccion	\$104,119.41	\$0.00	\$104,119.41	\$0.00	\$0.00	\$0.00	\$0.00	\$0.00	\$0.00	\$0.00	\$0.00	\$0.00	\$0.00	\$104,119.41	\$0.00
<b>F.F.M. 2019</b>	<b>\$104,119.41</b>	<b>\$0.00</b>	<b>\$104,119.41</b>	<b>\$0.00</b>	<b>\$0.00</b>	<b>\$0.00</b>	<b>\$0.00</b>	<b>\$0.00</b>	<b>\$0.00</b>	<b>\$0.00</b>	<b>\$0.00</b>	<b>\$0.00</b>	<b>\$0.00</b>	<b>\$104,119.41</b>	<b>\$0.00</b>

**1511 F.G.P. 2020**


100000 SERVICIOS PERSONALES	\$22,704,404.98	\$1,474,590.00	\$1,455,406.00	\$1,633,492.02	\$1,462,495.00	\$1,715,017.52	\$0.00	\$0.00	\$0.00	\$0.00	\$0.00	\$0.00	\$0.00	\$7,741,000.54	\$14,963,484.44
110000 Remuneraciones al personal de carácter	\$15,328,940.00	\$1,301,442.00	\$1,302,943.00	\$1,307,039.00	\$1,308,888.00	\$1,303,708.00	\$0.00	\$0.00	\$0.00	\$0.00	\$0.00	\$0.00	\$0.00	\$6,524,830.00	\$8,804,110.00
111000 Dietas	\$4,064,000.00	\$338,660.00	\$338,660.00	\$338,660.00	\$338,660.00	\$338,660.00	\$0.00	\$0.00	\$0.00	\$0.00	\$0.00	\$0.00	\$0.00	\$1,693,300.00	\$2,370,700.00
111001 Dietas	\$4,064,000.00	\$338,660.00	\$338,660.00	\$338,660.00	\$338,660.00	\$338,660.00	\$0.00	\$0.00	\$0.00	\$0.00	\$0.00	\$0.00	\$0.00	\$1,693,300.00	\$2,370,700.00
113000 Sueldos base al personal permanente	\$11,264,940.00	\$962,782.00	\$964,283.00	\$969,179.00	\$970,238.00	\$965,048.00	\$0.00	\$0.00	\$0.00	\$0.00	\$0.00	\$0.00	\$0.00	\$4,831,530.00	\$6,433,410.00
113001 Sueldos	\$11,264,940.00	\$962,782.00	\$964,283.00	\$969,179.00	\$970,238.00	\$965,048.00	\$0.00	\$0.00	\$0.00	\$0.00	\$0.00	\$0.00	\$0.00	\$4,831,530.00	\$6,433,410.00
120000 Remuneraciones al personal de carácter	\$843,657.00	\$25,840.00	\$49,640.00	\$40,707.00	\$41,940.00	\$32,720.00	\$0.00	\$0.00	\$0.00	\$0.00	\$0.00	\$0.00	\$0.00	\$190,847.00	\$652,810.00
122000 Sueldos base al personal eventual	\$843,657.00	\$25,840.00	\$49,640.00	\$40,707.00	\$41,940.00	\$32,720.00	\$0.00	\$0.00	\$0.00	\$0.00	\$0.00	\$0.00	\$0.00	\$190,847.00	\$652,810.00
122003 Lista de Raya	\$843,657.00	\$25,840.00	\$49,640.00	\$40,707.00	\$41,940.00	\$32,720.00	\$0.00	\$0.00	\$0.00	\$0.00	\$0.00	\$0.00	\$0.00	\$190,847.00	\$652,810.00
130000 Remuneraciones adicionales y especiales	\$3,723,308.00	\$71,216.00	\$27,013.00	\$39,504.00	\$35,997.00	\$32,191.00	\$0.00	\$0.00	\$0.00	\$0.00	\$0.00	\$0.00	\$0.00	\$205,921.00	\$3,517,465.00
131000 Primas por años de servicios efectivos pre	\$213,571.00	\$18,047.00	\$18,370.00	\$18,370.00	\$18,370.00	\$18,370.00	\$0.00	\$0.00	\$0.00	\$0.00	\$0.00	\$0.00	\$0.00	\$91,527.00	\$122,044.00
131001 Prima Quinquenal	\$213,571.00	\$18,047.00	\$18,370.00	\$18,370.00	\$18,370.00	\$18,370.00	\$0.00	\$0.00	\$0.00	\$0.00	\$0.00	\$0.00	\$0.00	\$91,527.00	\$122,044.00
132000 Primas de vacaciones, dominical y gratifica	\$3,121,815.00	\$0.00	\$4,593.00	\$12,134.00	\$1,127.00	\$921.00	\$0.00	\$0.00	\$0.00	\$0.00	\$0.00	\$0.00	\$0.00	\$18,775.00	\$3,103,040.00
132001 Prima de Vacaciones y Dominical	\$238,895.00	\$0.00	\$4,593.00	\$12,134.00	\$1,127.00	\$921.00	\$0.00	\$0.00	\$0.00	\$0.00	\$0.00	\$0.00	\$0.00	\$18,775.00	\$220,120.00
132002 Gratificación Anual	\$2,882,920.00	\$0.00	\$0.00	\$0.00	\$0.00	\$0.00	\$0.00	\$0.00	\$0.00	\$0.00	\$0.00	\$0.00	\$0.00	\$0.00	\$2,882,920.00
134000 Compensaciones	\$388,000.00	\$53,169.00	\$4,050.00	\$9,000.00	\$16,500.00	\$12,900.00	\$0.00	\$0.00	\$0.00	\$0.00	\$0.00	\$0.00	\$0.00	\$95,619.00	\$292,381.00
134001 Compensaciones	\$388,000.00	\$53,169.00	\$4,050.00	\$9,000.00	\$16,500.00	\$12,900.00	\$0.00	\$0.00	\$0.00	\$0.00	\$0.00	\$0.00	\$0.00	\$95,619.00	\$292,381.00



2016-2020



2016-2020



2016-2020






MUNICIPIO DE FRANCISCO I. MADERO, HIDALGO  
HIDALGO  
Analítico Mensual de Egresos Pagados por Fuente de Financiamiento al 31/may./2020  
(Cuentas con Movimientos)  
(Cifras en pesos y centavos)


Objeto del Gasto	Presupuesto Vigente	Ene	Feb	Mar	Abr	May	Jun	Jul	Ago	Sep	Oct	Nov	Dic	Total	Diferencia (Vigente - Total)
392000 Impuestos y derechos	\$60,000.00	\$0.00	\$0.00	\$0.00	\$0.00	\$0.00	\$0.00	\$0.00	\$0.00	\$0.00	\$0.00	\$0.00	\$0.00	\$0.00	\$60,000.00
392005 Pago de otros impuestos	\$60,000.00	\$0.00	\$0.00	\$0.00	\$0.00	\$0.00	\$0.00	\$0.00	\$0.00	\$0.00	\$0.00	\$0.00	\$0.00	\$0.00	\$60,000.00
398000 Impuesto sobre nóminas y otros que se de	\$650,000.00	\$106,741.00	\$53,637.00	\$52,568.00	\$53,594.00	\$52,994.00	\$0.00	\$0.00	\$0.00	\$0.00	\$0.00	\$0.00	\$0.00	\$319,534.00	\$330,466.00
398001 Impuesto sobre nóminas y otros que se de	\$650,000.00	\$106,741.00	\$53,637.00	\$52,568.00	\$53,594.00	\$52,994.00	\$0.00	\$0.00	\$0.00	\$0.00	\$0.00	\$0.00	\$0.00	\$319,534.00	\$330,466.00
400000 TRANSFERENCIAS, ASIGNACIONES	\$1,622,803.00	\$54,098.00	\$54,098.00	\$53,948.00	\$177,344.99	\$1,026,245.66	\$0.00	\$0.00	\$0.00	\$0.00	\$0.00	\$0.00	\$0.00	\$1,365,734.65	\$257,068.35
410000 Transferencias internas y asignaciones a	\$600,000.00	\$54,098.00	\$54,098.00	\$53,948.00	\$55,028.00	\$54,778.00	\$0.00	\$0.00	\$0.00	\$0.00	\$0.00	\$0.00	\$0.00	\$271,950.00	\$328,050.00
415000 Transferencias internas otorgadas a entida	\$600,000.00	\$54,098.00	\$54,098.00	\$53,948.00	\$55,028.00	\$54,778.00	\$0.00	\$0.00	\$0.00	\$0.00	\$0.00	\$0.00	\$0.00	\$271,950.00	\$328,050.00
415001 Transferencias internas otorgadas a entida	\$600,000.00	\$54,098.00	\$54,098.00	\$53,948.00	\$55,028.00	\$54,778.00	\$0.00	\$0.00	\$0.00	\$0.00	\$0.00	\$0.00	\$0.00	\$271,950.00	\$328,050.00
440000 Ayudas sociales	\$1,022,803.00	\$0.00	\$0.00	\$0.00	\$122,316.99	\$971,467.66	\$0.00	\$0.00	\$0.00	\$0.00	\$0.00	\$0.00	\$0.00	\$1,093,784.65	-\$70,981.65
441000 Ayudas sociales a personas	\$172,803.00	\$0.00	\$0.00	\$0.00	\$0.00	\$0.00	\$0.00	\$0.00	\$0.00	\$0.00	\$0.00	\$0.00	\$0.00	\$172,803.00	\$0.00
441001 Ayudas sociales a personas	\$172,803.00	\$0.00	\$0.00	\$0.00	\$0.00	\$0.00	\$0.00	\$0.00	\$0.00	\$0.00	\$0.00	\$0.00	\$0.00	\$172,803.00	\$0.00
443000 Ayudas sociales a instituciones de enseña	\$250,000.00	\$0.00	\$0.00	\$0.00	\$0.00	\$0.00	\$0.00	\$0.00	\$0.00	\$0.00	\$0.00	\$0.00	\$0.00	\$0.00	\$250,000.00
443001 Ayudas sociales a instituciones de enseña	\$250,000.00	\$0.00	\$0.00	\$0.00	\$0.00	\$0.00	\$0.00	\$0.00	\$0.00	\$0.00	\$0.00	\$0.00	\$0.00	\$0.00	\$250,000.00
445000 Ayudas sociales a instituciones sin fines de	\$50,000.00	\$0.00	\$0.00	\$0.00	\$0.00	\$0.00	\$0.00	\$0.00	\$0.00	\$0.00	\$0.00	\$0.00	\$0.00	\$0.00	\$50,000.00
445001 Subsidios para el Fomento Deportivo	\$50,000.00	\$0.00	\$0.00	\$0.00	\$0.00	\$0.00	\$0.00	\$0.00	\$0.00	\$0.00	\$0.00	\$0.00	\$0.00	\$0.00	\$50,000.00
446000 Ayudas sociales a cooperativas	\$550,000.00	\$0.00	\$0.00	\$0.00	\$122,316.99	\$971,467.66	\$0.00	\$0.00	\$0.00	\$0.00	\$0.00	\$0.00	\$0.00	\$1,093,784.65	-\$543,784.65
446001 Ayudas sociales a cooperativas	\$550,000.00	\$0.00	\$0.00	\$0.00	\$122,316.99	\$971,467.66	\$0.00	\$0.00	\$0.00	\$0.00	\$0.00	\$0.00	\$0.00	\$1,093,784.65	-\$543,784.65
500000 BIENES MUEBLES, INMUEBLES E IN	\$672,341.50	\$0.00	\$0.00	\$0.00	\$0.00	\$672,341.50	\$0.00	\$0.00	\$0.00	\$0.00	\$0.00	\$0.00	\$0.00	\$672,341.50	\$0.00
580000 Bienes Inmuebles	\$672,341.50	\$0.00	\$0.00	\$0.00	\$0.00	\$672,341.50	\$0.00	\$0.00	\$0.00	\$0.00	\$0.00	\$0.00	\$0.00	\$672,341.50	\$0.00
581000 Terrenos	\$672,341.50	\$0.00	\$0.00	\$0.00	\$0.00	\$672,341.50	\$0.00	\$0.00	\$0.00	\$0.00	\$0.00	\$0.00	\$0.00	\$672,341.50	\$0.00
581001 Terrenos	\$672,341.50	\$0.00	\$0.00	\$0.00	\$0.00	\$672,341.50	\$0.00	\$0.00	\$0.00	\$0.00	\$0.00	\$0.00	\$0.00	\$672,341.50	\$0.00
600000 INVERSION PUBLICA	\$1,000,000.00	\$0.00	\$0.00	\$0.00	\$1,312,090.40	\$0.00	\$0.00	\$0.00	\$0.00	\$0.00	\$0.00	\$0.00	\$0.00	\$1,312,090.40	-\$312,090.40
610000 Obra pública en bienes de dominio públic	\$1,000,000.00	\$0.00	\$0.00	\$0.00	\$1,312,090.40	\$0.00	\$0.00	\$0.00	\$0.00	\$0.00	\$0.00	\$0.00	\$0.00	\$1,312,090.40	-\$312,090.40
617000 Instalaciones y equipamiento en construcc	\$1,000,000.00	\$0.00	\$0.00	\$0.00	\$1,312,090.40	\$0.00	\$0.00	\$0.00	\$0.00	\$0.00	\$0.00	\$0.00	\$0.00	\$1,312,090.40	-\$312,090.40
617001 Instalaciones y equipamiento en construcc	\$1,000,000.00	\$0.00	\$0.00	\$0.00	\$1,312,090.40	\$0.00	\$0.00	\$0.00	\$0.00	\$0.00	\$0.00	\$0.00	\$0.00	\$1,312,090.40	-\$312,090.40
F.G.P. 2020	\$27,181,704.00	\$1,635,429.00	\$1,563,141.00	\$1,740,008.00	\$3,122,066.35	\$3,688,702.86	\$0.00	\$0.00	\$0.00	\$0.00	\$0.00	\$0.00	\$0.00	\$11,740,769.23	\$15,432,934.77

1512 F.F.M. 2020

500000 BIENES MUEBLES, INMUEBLES E IN	\$2,223,120.00	\$0.00	\$0.00	\$0.00	\$0.00	\$0.00	\$0.00	\$0.00	\$0.00	\$0.00	\$0.00	\$0.00	\$0.00	\$0.00	\$2,223,120.00
580000 Bienes Inmuebles	\$2,223,120.00	\$0.00	\$0.00	\$0.00	\$0.00	\$0.00	\$0.00	\$0.00	\$0.00	\$0.00	\$0.00	\$0.00	\$0.00	\$0.00	\$2,223,120.00
581000 Terrenos	\$2,223,120.00	\$0.00	\$0.00	\$0.00	\$0.00	\$0.00	\$0.00	\$0.00	\$0.00	\$0.00	\$0.00	\$0.00	\$0.00	\$0.00	\$2,223,120.00
581001 Terrenos	\$2,223,120.00	\$0.00	\$0.00	\$0.00	\$0.00	\$0.00	\$0.00	\$0.00	\$0.00	\$0.00	\$0.00	\$0.00	\$0.00	\$0.00	\$2,223,120.00
600000 INVERSION PUBLICA	\$10,171,868.00	\$0.00	\$0.00	\$0.00	\$992,894.32	\$2,473,676.75	\$0.00	\$0.00	\$0.00	\$0.00	\$0.00	\$0.00	\$0.00	\$3,466,571.07	\$6,705,296.93
610000 Obra pública en bienes de dominio públic	\$2,957,395.00	\$0.00	\$0.00	\$0.00	\$992,894.32	\$2,473,676.75	\$0.00	\$0.00	\$0.00	\$0.00	\$0.00	\$0.00	\$0.00	\$3,466,571.07	-\$509,176.07
615000 Construcción de vías de comunicación	\$2,957,395.00	\$0.00	\$0.00	\$0.00	\$992,894.32	\$2,473,676.75	\$0.00	\$0.00	\$0.00	\$0.00	\$0.00	\$0.00	\$0.00	\$3,466,571.07	-\$509,176.07
615001 Construcción de vías de comunicación	\$2,957,395.00	\$0.00	\$0.00	\$0.00	\$992,894.32	\$2,473,676.75	\$0.00	\$0.00	\$0.00	\$0.00	\$0.00	\$0.00	\$0.00	\$3,466,571.07	-\$509,176.07
620000 Obra pública en bienes propios	\$7,214,473.00	\$0.00	\$0.00	\$0.00	\$0.00	\$0.00	\$0.00	\$0.00	\$0.00	\$0.00	\$0.00	\$0.00	\$0.00	\$0.00	\$7,214,473.00
624000 División de terrenos y construcción de obr	\$5,472,332.00	\$0.00	\$0.00	\$0.00	\$0.00	\$0.00	\$0.00	\$0.00	\$0.00	\$0.00	\$0.00	\$0.00	\$0.00	\$0.00	\$5,472,332.00
624001 División de terrenos y construcción de obr	\$5,472,332.00	\$0.00	\$0.00	\$0.00	\$0.00	\$0.00	\$0.00	\$0.00	\$0.00	\$0.00	\$0.00	\$0.00	\$0.00	\$0.00	\$5,472,332.00



2016-2020



2016-2020



2016-2020

MUNICIPIO DE FRANCISCO I. MADERO, HIDALGO  
HIDALGO

Analítico Mensual de Egresos Pagados por Fuente de Financiamiento al 31/may./2020  
(Cuentas con Movimientos)  
(Cifras en pesos y centavos)

Fecha y hora de Impresión | 17/jul./2020  
11:07 a. m.

Objeto del Gasto	Presupuesto Vigente	Ene	Feb	Mar	Abr	May	Jun	Jul	Ago	Sep	Oct	Nov	Dic	Total	Diferencia (Vigente - Total)
627000 Instalaciones y equipamiento en construcc	\$1,742,141.00	\$0.00	\$0.00	\$0.00	\$0.00	\$0.00	\$0.00	\$0.00	\$0.00	\$0.00	\$0.00	\$0.00	\$0.00	\$0.00	\$1,742,141.00
627001 Instalaciones y equipamiento en construcc	\$1,742,141.00	\$0.00	\$0.00	\$0.00	\$0.00	\$0.00	\$0.00	\$0.00	\$0.00	\$0.00	\$0.00	\$0.00	\$0.00	\$0.00	\$1,742,141.00
<b>F.F.M. 2020</b>	<b>\$12,394,988.00</b>	<b>\$0.00</b>	<b>\$0.00</b>	<b>\$0.00</b>	<b>\$992,884.32</b>	<b>\$2,473,676.75</b>	<b>\$0.00</b>	<b>\$0.00</b>	<b>\$0.00</b>	<b>\$0.00</b>	<b>\$0.00</b>	<b>\$0.00</b>	<b>\$0.00</b>	<b>\$3,466,571.07</b>	<b>\$8,928,416.93</b>
<b>1513 IEPS-TABACOS 2020</b>															
100000 SERVICIOS PERSONALES	\$584,205.00	\$0.00	\$0.00	\$0.00	\$0.00	\$0.00	\$0.00	\$0.00	\$0.00	\$0.00	\$0.00	\$0.00	\$0.00	\$0.00	\$584,205.00
130000 Remuneraciones adicionales y especiales	\$584,205.00	\$0.00	\$0.00	\$0.00	\$0.00	\$0.00	\$0.00	\$0.00	\$0.00	\$0.00	\$0.00	\$0.00	\$0.00	\$0.00	\$584,205.00
132000 Primas de vacaciones, dominical y gratific	\$584,205.00	\$0.00	\$0.00	\$0.00	\$0.00	\$0.00	\$0.00	\$0.00	\$0.00	\$0.00	\$0.00	\$0.00	\$0.00	\$0.00	\$584,205.00
132002 Gratificación Anual	\$584,205.00	\$0.00	\$0.00	\$0.00	\$0.00	\$0.00	\$0.00	\$0.00	\$0.00	\$0.00	\$0.00	\$0.00	\$0.00	\$0.00	\$584,205.00
<b>IEPS-TABACOS 2020</b>	<b>\$584,205.00</b>	<b>\$0.00</b>	<b>\$0.00</b>	<b>\$0.00</b>	<b>\$0.00</b>	<b>\$0.00</b>	<b>\$0.00</b>	<b>\$0.00</b>	<b>\$0.00</b>	<b>\$0.00</b>	<b>\$0.00</b>	<b>\$0.00</b>	<b>\$0.00</b>	<b>\$0.00</b>	<b>\$584,205.00</b>
<b>1514 IEPS GASOLINAS 2020</b>															
100000 SERVICIOS PERSONALES	\$1,217,000.00	\$0.00	\$0.00	\$0.00	\$0.00	\$0.00	\$0.00	\$0.00	\$0.00	\$0.00	\$0.00	\$0.00	\$0.00	\$0.00	\$1,217,000.00
130000 Remuneraciones adicionales y especiales	\$1,217,000.00	\$0.00	\$0.00	\$0.00	\$0.00	\$0.00	\$0.00	\$0.00	\$0.00	\$0.00	\$0.00	\$0.00	\$0.00	\$0.00	\$1,217,000.00
132000 Primas de vacaciones, dominical y gratific	\$1,217,000.00	\$0.00	\$0.00	\$0.00	\$0.00	\$0.00	\$0.00	\$0.00	\$0.00	\$0.00	\$0.00	\$0.00	\$0.00	\$0.00	\$1,217,000.00
132002 Gratificación Anual	\$1,217,000.00	\$0.00	\$0.00	\$0.00	\$0.00	\$0.00	\$0.00	\$0.00	\$0.00	\$0.00	\$0.00	\$0.00	\$0.00	\$0.00	\$1,217,000.00
<b>IEPS GASOLINAS 2020</b>	<b>\$1,217,000.00</b>	<b>\$0.00</b>	<b>\$0.00</b>	<b>\$0.00</b>	<b>\$0.00</b>	<b>\$0.00</b>	<b>\$0.00</b>	<b>\$0.00</b>	<b>\$0.00</b>	<b>\$0.00</b>	<b>\$0.00</b>	<b>\$0.00</b>	<b>\$0.00</b>	<b>\$0.00</b>	<b>\$1,217,000.00</b>
<b>1515 ISAN 2020</b>															
100000 SERVICIOS PERSONALES	\$214,799.00	\$0.00	\$0.00	\$0.00	\$0.00	\$0.00	\$0.00	\$0.00	\$0.00	\$0.00	\$0.00	\$0.00	\$0.00	\$0.00	\$214,799.00
130000 Remuneraciones adicionales y especiales	\$214,799.00	\$0.00	\$0.00	\$0.00	\$0.00	\$0.00	\$0.00	\$0.00	\$0.00	\$0.00	\$0.00	\$0.00	\$0.00	\$0.00	\$214,799.00
132000 Primas de vacaciones, dominical y gratific	\$214,799.00	\$0.00	\$0.00	\$0.00	\$0.00	\$0.00	\$0.00	\$0.00	\$0.00	\$0.00	\$0.00	\$0.00	\$0.00	\$0.00	\$214,799.00
132002 Gratificación Anual	\$214,799.00	\$0.00	\$0.00	\$0.00	\$0.00	\$0.00	\$0.00	\$0.00	\$0.00	\$0.00	\$0.00	\$0.00	\$0.00	\$0.00	\$214,799.00
<b>ISAN 2020</b>	<b>\$214,799.00</b>	<b>\$0.00</b>	<b>\$0.00</b>	<b>\$0.00</b>	<b>\$0.00</b>	<b>\$0.00</b>	<b>\$0.00</b>	<b>\$0.00</b>	<b>\$0.00</b>	<b>\$0.00</b>	<b>\$0.00</b>	<b>\$0.00</b>	<b>\$0.00</b>	<b>\$0.00</b>	<b>\$214,799.00</b>
<b>1516 FOFIS 2020</b>															
100000 SERVICIOS PERSONALES	\$975,470.00	\$0.00	\$0.00	\$0.00	\$0.00	\$0.00	\$0.00	\$0.00	\$0.00	\$0.00	\$0.00	\$0.00	\$0.00	\$0.00	\$975,470.00
130000 Remuneraciones adicionales y especiales	\$975,470.00	\$0.00	\$0.00	\$0.00	\$0.00	\$0.00	\$0.00	\$0.00	\$0.00	\$0.00	\$0.00	\$0.00	\$0.00	\$0.00	\$975,470.00
132000 Primas de vacaciones, dominical y gratific	\$975,470.00	\$0.00	\$0.00	\$0.00	\$0.00	\$0.00	\$0.00	\$0.00	\$0.00	\$0.00	\$0.00	\$0.00	\$0.00	\$0.00	\$975,470.00
132002 Gratificación Anual	\$975,470.00	\$0.00	\$0.00	\$0.00	\$0.00	\$0.00	\$0.00	\$0.00	\$0.00	\$0.00	\$0.00	\$0.00	\$0.00	\$0.00	\$975,470.00
<b>FOFIS 2020</b>	<b>\$975,470.00</b>	<b>\$0.00</b>	<b>\$0.00</b>	<b>\$0.00</b>	<b>\$0.00</b>	<b>\$0.00</b>	<b>\$0.00</b>	<b>\$0.00</b>	<b>\$0.00</b>	<b>\$0.00</b>	<b>\$0.00</b>	<b>\$0.00</b>	<b>\$0.00</b>	<b>\$0.00</b>	<b>\$975,470.00</b>
<b>1517 CISAN 2020</b>															
100000 SERVICIOS PERSONALES	\$44,277.00	\$0.00	\$0.00	\$0.00	\$0.00	\$0.00	\$0.00	\$0.00	\$0.00	\$0.00	\$0.00	\$0.00	\$0.00	\$0.00	\$44,277.00
130000 Remuneraciones adicionales y especiales	\$44,277.00	\$0.00	\$0.00	\$0.00	\$0.00	\$0.00	\$0.00	\$0.00	\$0.00	\$0.00	\$0.00	\$0.00	\$0.00	\$0.00	\$44,277.00



2016-2020



2016-2020



2016-2020






Usr: supervisor  
Rep: rptAnaliticoPresupuestoEgresos\_FF

**MUNICIPIO DE FRANCISCO I. MADERO, HIDALGO**  
**HIDALGO**  
Analítico Mensual de Egresos Pagados por Fuente de Financiamiento al 31/may./2020  
(Cuentas con Movimientos)  
(Cifras en pesos y centavos)

Fecha y hora de Impresión | 17/jul./2020  
11:07 a. m.

Objeto del Gasto	Presupuesto Vigente	Ene	Feb	Mar	Abr	May	Jun	Jul	Ago	Sep	Oct	Nov	Dic	Total	Diferencia (Vigente - Total)
132000 Primas de vacaciones, dominical y gratifica	\$44,277.00	\$0.00	\$0.00	\$0.00	\$0.00	\$0.00	\$0.00	\$0.00	\$0.00	\$0.00	\$0.00	\$0.00	\$0.00	\$0.00	\$44,277.00
132002 Gratificación Anual	\$44,277.00	\$0.00	\$0.00	\$0.00	\$0.00	\$0.00	\$0.00	\$0.00	\$0.00	\$0.00	\$0.00	\$0.00	\$0.00	\$0.00	\$44,277.00
<b>CISAN 2020</b>	<b>\$44,277.00</b>	<b>\$0.00</b>	<b>\$0.00</b>	<b>\$0.00</b>	<b>\$0.00</b>	<b>\$0.00</b>	<b>\$0.00</b>	<b>\$0.00</b>	<b>\$0.00</b>	<b>\$0.00</b>	<b>\$0.00</b>	<b>\$0.00</b>	<b>\$0.00</b>	<b>\$0.00</b>	<b>\$44,277.00</b>
<b>2516 FAISM 2019</b>															
600000 INVERSION PUBLICA	\$5,075,082.98	\$1,945,616.88	\$2,923,686.30	\$2,291,155.79	\$35,738.18	\$0.00	\$0.00	\$0.00	\$0.00	\$0.00	\$0.00	\$0.00	\$0.00	\$7,196,197.15	-\$2,121,114.17
610000 Obra pública en bienes de dominio público	\$5,075,082.98	\$1,945,616.88	\$2,923,686.30	\$2,291,155.79	\$35,738.18	\$0.00	\$0.00	\$0.00	\$0.00	\$0.00	\$0.00	\$0.00	\$0.00	\$7,196,197.15	-\$2,121,114.17
613000 Construcción de obras para el abastecimie	\$1,835,174.59	\$319,368.64	\$974,099.73	\$1,323,311.86	\$0.00	\$0.00	\$0.00	\$0.00	\$0.00	\$0.00	\$0.00	\$0.00	\$0.00	\$2,617,580.23	-\$782,405.64
613001 Construcción de obras para el abastecimie	\$1,835,174.59	\$319,368.64	\$974,099.73	\$1,323,311.86	\$0.00	\$0.00	\$0.00	\$0.00	\$0.00	\$0.00	\$0.00	\$0.00	\$0.00	\$2,617,580.23	-\$782,405.64
614000 División de terrenos y construcción de obr	\$1,099,320.45	\$1,203,877.25	\$189,633.91	\$110,572.27	\$20,282.21	\$0.00	\$0.00	\$0.00	\$0.00	\$0.00	\$0.00	\$0.00	\$0.00	\$1,524,365.64	-\$425,045.19
614001 División de terrenos y construcción de obr	\$1,099,320.45	\$1,203,877.25	\$189,633.91	\$110,572.27	\$20,282.21	\$0.00	\$0.00	\$0.00	\$0.00	\$0.00	\$0.00	\$0.00	\$0.00	\$1,524,365.64	-\$425,045.19
615000 Construcción de vías de comunicación	\$958,526.79	\$0.00	\$1,336,036.84	\$17,831.18	\$15,455.97	\$0.00	\$0.00	\$0.00	\$0.00	\$0.00	\$0.00	\$0.00	\$0.00	\$1,369,323.99	-\$410,797.20
615001 Construcción de vías de comunicación	\$958,526.79	\$0.00	\$1,336,036.84	\$17,831.18	\$15,455.97	\$0.00	\$0.00	\$0.00	\$0.00	\$0.00	\$0.00	\$0.00	\$0.00	\$1,369,323.99	-\$410,797.20
617000 Instalaciones y equipamiento en construccion	\$1,182,061.15	\$422,370.99	\$423,115.82	\$839,440.48	\$0.00	\$0.00	\$0.00	\$0.00	\$0.00	\$0.00	\$0.00	\$0.00	\$0.00	\$1,684,927.29	-\$502,866.14
617001 Instalaciones y equipamiento en construccion	\$1,182,061.15	\$422,370.99	\$423,115.82	\$839,440.48	\$0.00	\$0.00	\$0.00	\$0.00	\$0.00	\$0.00	\$0.00	\$0.00	\$0.00	\$1,684,927.29	-\$502,866.14
<b>FAISM 2019</b>	<b>\$5,075,082.98</b>	<b>\$1,945,616.88</b>	<b>\$2,923,686.30</b>	<b>\$2,291,155.79</b>	<b>\$35,738.18</b>	<b>\$0.00</b>	<b>\$0.00</b>	<b>\$0.00</b>	<b>\$0.00</b>	<b>\$0.00</b>	<b>\$0.00</b>	<b>\$0.00</b>	<b>\$0.00</b>	<b>\$7,196,197.15</b>	<b>-\$2,121,114.17</b>
<b>2520 FAISM 2020</b>															
600000 INVERSION PUBLICA	\$13,053,390.00	\$0.00	\$0.00	\$0.00	\$0.00	\$0.00	\$0.00	\$0.00	\$0.00	\$0.00	\$0.00	\$0.00	\$0.00	\$0.00	\$13,053,390.00
610000 Obra pública en bienes de dominio público	\$2,118,777.00	\$0.00	\$0.00	\$0.00	\$0.00	\$0.00	\$0.00	\$0.00	\$0.00	\$0.00	\$0.00	\$0.00	\$0.00	\$0.00	\$2,118,777.00
613000 Construcción de obras para el abastecimie	\$2,118,777.00	\$0.00	\$0.00	\$0.00	\$0.00	\$0.00	\$0.00	\$0.00	\$0.00	\$0.00	\$0.00	\$0.00	\$0.00	\$0.00	\$2,118,777.00
613001 Construcción de obras para el abastecimie	\$2,118,777.00	\$0.00	\$0.00	\$0.00	\$0.00	\$0.00	\$0.00	\$0.00	\$0.00	\$0.00	\$0.00	\$0.00	\$0.00	\$0.00	\$2,118,777.00
620000 Obra pública en bienes propios	\$10,934,613.00	\$0.00	\$0.00	\$0.00	\$0.00	\$0.00	\$0.00	\$0.00	\$0.00	\$0.00	\$0.00	\$0.00	\$0.00	\$0.00	\$10,934,613.00
624000 División de terrenos y construcción de obr	\$7,458,997.00	\$0.00	\$0.00	\$0.00	\$0.00	\$0.00	\$0.00	\$0.00	\$0.00	\$0.00	\$0.00	\$0.00	\$0.00	\$0.00	\$7,458,997.00
624001 División de terrenos y construcción de obr	\$7,458,997.00	\$0.00	\$0.00	\$0.00	\$0.00	\$0.00	\$0.00	\$0.00	\$0.00	\$0.00	\$0.00	\$0.00	\$0.00	\$0.00	\$7,458,997.00
625000 Construcción de vías de comunicación	\$1,957,295.00	\$0.00	\$0.00	\$0.00	\$0.00	\$0.00	\$0.00	\$0.00	\$0.00	\$0.00	\$0.00	\$0.00	\$0.00	\$0.00	\$1,957,295.00
625001 Construcción de vías de comunicación	\$1,957,295.00	\$0.00	\$0.00	\$0.00	\$0.00	\$0.00	\$0.00	\$0.00	\$0.00	\$0.00	\$0.00	\$0.00	\$0.00	\$0.00	\$1,957,295.00
627000 Instalaciones y equipamiento en construccion	\$1,518,321.00	\$0.00	\$0.00	\$0.00	\$0.00	\$0.00	\$0.00	\$0.00	\$0.00	\$0.00	\$0.00	\$0.00	\$0.00	\$0.00	\$1,518,321.00
627001 Instalaciones y equipamiento en construccion	\$1,518,321.00	\$0.00	\$0.00	\$0.00	\$0.00	\$0.00	\$0.00	\$0.00	\$0.00	\$0.00	\$0.00	\$0.00	\$0.00	\$0.00	\$1,518,321.00
<b>FAISM 2020</b>	<b>\$13,053,390.00</b>	<b>\$0.00</b>	<b>\$0.00</b>	<b>\$0.00</b>	<b>\$0.00</b>	<b>\$0.00</b>	<b>\$0.00</b>	<b>\$0.00</b>	<b>\$0.00</b>	<b>\$0.00</b>	<b>\$0.00</b>	<b>\$0.00</b>	<b>\$0.00</b>	<b>\$0.00</b>	<b>\$13,053,390.00</b>
<b>2521 FORTAMUN 2020</b>															
100000 SERVICIOS PERSONALES	\$9,025,002.00	\$534,073.00	\$539,878.00	\$559,540.00	\$541,303.00	\$528,686.00	\$0.00	\$0.00	\$0.00	\$0.00	\$0.00	\$0.00	\$0.00	\$2,703,880.00	\$6,321,122.00
110000 Remuneraciones al personal de carácter	\$6,421,734.00	\$509,631.00	\$515,342.00	\$520,543.00	\$515,660.00	\$505,178.00	\$0.00	\$0.00	\$0.00	\$0.00	\$0.00	\$0.00	\$0.00	\$2,566,354.00	\$3,855,380.00
113000 Sueldos base al personal permanente	\$6,421,734.00	\$509,631.00	\$515,342.00	\$520,543.00	\$515,660.00	\$505,178.00	\$0.00	\$0.00	\$0.00	\$0.00	\$0.00	\$0.00	\$0.00	\$2,566,354.00	\$3,855,380.00
113001 Sueldos	\$6,421,734.00	\$509,631.00	\$515,342.00	\$520,543.00	\$515,660.00	\$505,178.00	\$0.00	\$0.00	\$0.00	\$0.00	\$0.00	\$0.00	\$0.00	\$2,566,354.00	\$3,855,380.00
130000 Remuneraciones adicionales y especiales	\$2,030,067.00	\$7,357.00	\$8,196.00	\$23,389.00	\$9,635.00	\$7,500.00	\$0.00	\$0.00	\$0.00	\$0.00	\$0.00	\$0.00	\$0.00	\$56,077.00	\$1,973,990.00

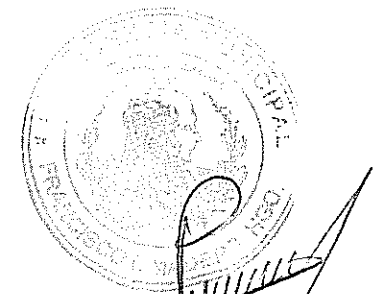




2016-01-10

2016-01-10

2016-01-10

Objeto del Gasto	Presupuesto Vigente	Ene	Feb	Mar	Abr	May	Jun	Jul	Ago	Sep	Oct	Nov	Dic	Total	Diferencia (Vigente - Total)
131000 Primas por años de servicios efectivos pre:	\$78,476.00	\$6,757.00	\$6,899.00	\$6,900.00	\$6,900.00	\$6,900.00	\$0.00	\$0.00	\$0.00	\$0.00	\$0.00	\$0.00	\$0.00	\$34,356.00	\$44,120.00
131001 Prima Quinquenal	\$78,476.00	\$6,757.00	\$6,899.00	\$6,900.00	\$6,900.00	\$6,900.00	\$0.00	\$0.00	\$0.00	\$0.00	\$0.00	\$0.00	\$0.00	\$34,356.00	\$44,120.00
132000 Primas de vacaciones, dominical y gratific:	\$1,790,827.00	\$0.00	\$697.00	\$15,889.00	\$1,985.00	\$0.00	\$0.00	\$0.00	\$0.00	\$0.00	\$0.00	\$0.00	\$0.00	\$18,571.00	\$1,772,256.00
132001 Prima de Vacaciones y Dominical	\$165,865.00	\$0.00	\$697.00	\$15,889.00	\$1,985.00	\$0.00	\$0.00	\$0.00	\$0.00	\$0.00	\$0.00	\$0.00	\$0.00	\$18,571.00	\$147,294.00
132002 Gratificación Anual	\$1,624,962.00	\$0.00	\$0.00	\$0.00	\$0.00	\$0.00	\$0.00	\$0.00	\$0.00	\$0.00	\$0.00	\$0.00	\$0.00	\$0.00	\$1,624,962.00
134000 Compensaciones	\$160,764.00	\$600.00	\$600.00	\$600.00	\$750.00	\$600.00	\$0.00	\$0.00	\$0.00	\$0.00	\$0.00	\$0.00	\$0.00	\$3,150.00	\$157,614.00
134001 Compensaciones	\$160,764.00	\$600.00	\$600.00	\$600.00	\$750.00	\$600.00	\$0.00	\$0.00	\$0.00	\$0.00	\$0.00	\$0.00	\$0.00	\$3,150.00	\$157,614.00
150000 Otras prestaciones sociales y económica	\$573,201.00	\$17,085.00	\$16,340.00	\$16,008.00	\$16,008.00	\$16,008.00	\$0.00	\$0.00	\$0.00	\$0.00	\$0.00	\$0.00	\$0.00	\$81,449.00	\$491,752.00
151000 Cuotas para el fondo de ahorro y fondo de	\$136,831.00	\$9,660.00	\$10,064.00	\$10,068.00	\$10,068.00	\$10,068.00	\$0.00	\$0.00	\$0.00	\$0.00	\$0.00	\$0.00	\$0.00	\$49,928.00	\$86,903.00
151001 Cuotas para el fondo de ahorro y fondo de	\$136,831.00	\$9,660.00	\$10,064.00	\$10,068.00	\$10,068.00	\$10,068.00	\$0.00	\$0.00	\$0.00	\$0.00	\$0.00	\$0.00	\$0.00	\$49,928.00	\$86,903.00
154000 Prestaciones contractuales	\$326,250.00	\$5,940.00	\$5,940.00	\$5,940.00	\$5,940.00	\$5,940.00	\$0.00	\$0.00	\$0.00	\$0.00	\$0.00	\$0.00	\$0.00	\$29,700.00	\$296,550.00
154001 Prestaciones establecidas por condiciones	\$326,250.00	\$5,940.00	\$5,940.00	\$5,940.00	\$5,940.00	\$5,940.00	\$0.00	\$0.00	\$0.00	\$0.00	\$0.00	\$0.00	\$0.00	\$29,700.00	\$296,550.00
159000 Otras prestaciones sociales y económicas	\$110,120.00	\$1,485.00	\$336.00	\$0.00	\$0.00	\$0.00	\$0.00	\$0.00	\$0.00	\$0.00	\$0.00	\$0.00	\$0.00	\$1,821.00	\$108,299.00
159002 Otras Prestaciones	\$110,120.00	\$1,485.00	\$336.00	\$0.00	\$0.00	\$0.00	\$0.00	\$0.00	\$0.00	\$0.00	\$0.00	\$0.00	\$0.00	\$1,821.00	\$108,299.00
200000 MATERIALES Y SUMINISTROS	\$5,000,000.00	\$100,000.00	\$654,715.04	\$503,565.21	\$651,410.14	\$525,056.98	\$0.00	\$0.00	\$0.00	\$0.00	\$0.00	\$0.00	\$0.00	\$2,434,747.37	\$2,565,252.63
240000 Materiales y artículos de construcción y c	\$1,350,000.00	\$0.00	\$300,000.00	\$300,000.00	\$300,000.00	\$212,639.95	\$0.00	\$0.00	\$0.00	\$0.00	\$0.00	\$0.00	\$0.00	\$1,112,639.95	\$237,360.05
246000 Material eléctrico y electrónico	\$1,350,000.00	\$0.00	\$300,000.00	\$300,000.00	\$300,000.00	\$212,639.95	\$0.00	\$0.00	\$0.00	\$0.00	\$0.00	\$0.00	\$0.00	\$1,112,639.95	\$237,360.05
246001 Material Eléctrico	\$1,350,000.00	\$0.00	\$300,000.00	\$300,000.00	\$300,000.00	\$212,639.95	\$0.00	\$0.00	\$0.00	\$0.00	\$0.00	\$0.00	\$0.00	\$1,112,639.95	\$237,360.05
260000 Combustibles, lubricantes y aditivos	\$3,500,000.00	\$100,000.00	\$354,715.04	\$203,565.21	\$351,410.14	\$312,417.03	\$0.00	\$0.00	\$0.00	\$0.00	\$0.00	\$0.00	\$0.00	\$1,322,107.42	\$2,177,892.58
261000 Combustibles, lubricantes y aditivos	\$3,500,000.00	\$100,000.00	\$354,715.04	\$203,565.21	\$351,410.14	\$312,417.03	\$0.00	\$0.00	\$0.00	\$0.00	\$0.00	\$0.00	\$0.00	\$1,322,107.42	\$2,177,892.58
261001 Combustibles y Lubricantes vehículos y eq	\$3,500,000.00	\$100,000.00	\$354,715.04	\$203,565.21	\$351,410.14	\$312,417.03	\$0.00	\$0.00	\$0.00	\$0.00	\$0.00	\$0.00	\$0.00	\$1,322,107.42	\$2,177,892.58
270000 Vestuario, blancos, prendas de protecció	\$150,000.00	\$0.00	\$0.00	\$0.00	\$0.00	\$0.00	\$0.00	\$0.00	\$0.00	\$0.00	\$0.00	\$0.00	\$0.00	\$0.00	\$150,000.00
271000 Vestuario y uniformes	\$150,000.00	\$0.00	\$0.00	\$0.00	\$0.00	\$0.00	\$0.00	\$0.00	\$0.00	\$0.00	\$0.00	\$0.00	\$0.00	\$0.00	\$150,000.00
271001 Vestuario, Uniformes	\$150,000.00	\$0.00	\$0.00	\$0.00	\$0.00	\$0.00	\$0.00	\$0.00	\$0.00	\$0.00	\$0.00	\$0.00	\$0.00	\$0.00	\$150,000.00
300000 SERVICIOS GENERALES	\$8,536,246.00	\$198,478.53	\$101,729.38	\$1,080,612.76	\$707,727.14	\$580,430.92	\$0.00	\$0.00	\$0.00	\$0.00	\$0.00	\$0.00	\$0.00	\$2,668,979.73	\$5,867,266.27
310000 Servicios básicos	\$8,036,246.00	\$101,869.53	\$101,729.38	\$1,080,612.76	\$596,575.14	\$580,430.92	\$0.00	\$0.00	\$0.00	\$0.00	\$0.00	\$0.00	\$0.00	\$2,461,217.73	\$5,575,028.27
311000 Energía eléctrica	\$8,036,246.00	\$101,869.53	\$101,729.38	\$1,080,612.76	\$596,575.14	\$580,430.92	\$0.00	\$0.00	\$0.00	\$0.00	\$0.00	\$0.00	\$0.00	\$2,461,217.73	\$5,575,028.27
311001 Servicio de Energía Eléctrica	\$8,036,246.00	\$101,869.53	\$101,729.38	\$1,080,612.76	\$596,575.14	\$580,430.92	\$0.00	\$0.00	\$0.00	\$0.00	\$0.00	\$0.00	\$0.00	\$2,461,217.73	\$5,575,028.27
390000 Otros servicios generales	\$500,000.00	\$96,610.00	\$0.00	\$0.00	\$111,152.00	\$0.00	\$0.00	\$0.00	\$0.00	\$0.00	\$0.00	\$0.00	\$0.00	\$207,762.00	\$292,238.00
392000 Impuestos y derechos	\$500,000.00	\$96,610.00	\$0.00	\$0.00	\$111,152.00	\$0.00	\$0.00	\$0.00	\$0.00	\$0.00	\$0.00	\$0.00	\$0.00	\$207,762.00	\$292,238.00
392006 Pago de derechos	\$500,000.00	\$96,610.00	\$0.00	\$0.00	\$111,152.00	\$0.00	\$0.00	\$0.00	\$0.00	\$0.00	\$0.00	\$0.00	\$0.00	\$207,762.00	\$292,238.00
400000 TRANSFERENCIAS, ASIGNACIONES	\$194,413.60	\$0.00	\$0.00	\$0.00	\$0.00	\$194,413.60	\$0.00	\$0.00	\$0.00	\$0.00	\$0.00	\$0.00	\$0.00	\$194,413.60	\$0.00
440000 Ayudas sociales	\$194,413.60	\$0.00	\$0.00	\$0.00	\$0.00	\$194,413.60	\$0.00	\$0.00	\$0.00	\$0.00	\$0.00	\$0.00	\$0.00	\$194,413.60	\$0.00
441000 Ayudas sociales a personas	\$194,413.60	\$0.00	\$0.00	\$0.00	\$0.00	\$194,413.60	\$0.00	\$0.00	\$0.00	\$0.00	\$0.00	\$0.00	\$0.00	\$194,413.60	\$0.00
441001 Ayudas sociales a personas	\$194,413.60	\$0.00	\$0.00	\$0.00	\$0.00	\$194,413.60	\$0.00	\$0.00	\$0.00	\$0.00	\$0.00	\$0.00	\$0.00	\$194,413.60	\$0.00
600000 INVERSIÓN PÚBLICA	\$2,152,142.40	\$0.00	\$0.00	\$0.00	\$0.00	\$0.00	\$0.00	\$0.00	\$0.00	\$0.00	\$0.00	\$0.00	\$0.00	\$0.00	\$2,152,142.40
610000 Obra pública en bienes de dominio públic	\$2,152,142.40	\$0.00	\$0.00	\$0.00	\$0.00	\$0.00	\$0.00	\$0.00	\$0.00	\$0.00	\$0.00	\$0.00	\$0.00	\$0.00	\$2,152,142.40
614000 División de terrenos y construcción de obr	\$956,142.40	\$0.00	\$0.00	\$0.00	\$0.00	\$0.00	\$0.00	\$0.00	\$0.00	\$0.00	\$0.00	\$0.00	\$0.00	\$0.00	\$956,142.40
614001 División de terrenos y construcción de obr	\$956,142.40	\$0.00	\$0.00	\$0.00	\$0.00	\$0.00	\$0.00	\$0.00	\$0.00	\$0.00	\$0.00	\$0.00	\$0.00	\$0.00	\$956,142.40
615000 Construcción de vías de comunicación	\$1,196,000.00	\$0.00	\$0.00	\$0.00	\$0.00	\$0.00	\$0.00	\$0.00	\$0.00	\$0.00	\$0.00	\$0.00	\$0.00	\$1,196,000.00	\$0.00



2018-2020

2018-2020

2018-2020



Usu. supervisor  
Rep. rptAnaliticoPresupuestoEgresos\_FF

MUNICIPIO DE FRANCISCO I. MADERO, HIDALGO  
HIDALGO

Analítico Mensual de Egresos Pagados por Fuente de Financiamiento al 31/may./2020

(Cuentas con Movimientos)

(Cifras en pesos y centavos)

Fecha y 17/jul./2020

hora de Impresión 11:07 a. m.

Objeto del Gasto	Presupuesto Vigente	Ene	Feb	Mar	Abr	May	Jun	Jul	Ago	Sep	Oct	Nov	Dic	Total	Diferencia (Vigente - Total)
615001 Construcción de vías de comunicación	\$1,196,000.00	\$0.00	\$0.00	\$0.00	\$0.00	\$0.00	\$0.00	\$0.00	\$0.00	\$0.00	\$0.00	\$0.00	\$0.00	\$0.00	\$1,196,000.00
<b>FORTAMUN 2020</b>	<b>\$24,907,804.00</b>	<b>\$832,552.63</b>	<b>\$1,296,322.42</b>	<b>\$2,144,117.97</b>	<b>\$1,900,440.28</b>	<b>\$1,628,587.50</b>	<b>\$0.00</b>	<b>\$0.00</b>	<b>\$0.00</b>	<b>\$0.00</b>	<b>\$0.00</b>	<b>\$0.00</b>	<b>\$0.00</b>	<b>\$8,002,020.70</b>	<b>\$16,905,783.30</b>
<b>Total Final</b>	<b>\$97,199,637.46</b>	<b>\$4,925,377.67</b>	<b>\$7,219,060.57</b>	<b>\$8,213,337.10</b>	<b>\$6,692,285.96</b>	<b>\$8,244,926.33</b>	<b>\$0.00</b>	<b>\$0.00</b>	<b>\$0.00</b>	<b>\$0.00</b>	<b>\$0.00</b>	<b>\$0.00</b>	<b>\$0.00</b>	<b>\$35,295,007.63</b>	<b>\$61,904,629.83</b>

PROFR. LUCAS PABLO GUZMAN ISIDRO

PRESIDENTE MUNICIPAL

L.A.E. JOSE EMMANUEL MEJIA HERNANDEZ

TESORERO MUNICIPAL

PROFRA. PAULINA MADRIGAL MOCTEZUMA


SINDICO PROCURADOR



2016-2020



2016-2020





2016-2020



# MUNICIPIO DE FRANCISCO I. MADERO, HIDALGO

Analítico Mensual de Egresos Pagados por Fuente de Financiamiento al 30/jun./2020  
(Cuentas con Movimientos)  
(Cifras en pesos y centavos)

Objeto del Gasto	Presupuesto Vigente	Ene	Feb	Mar	Abr	May	Jun	Jul	Ago	Sep	Oct	Nov	Dic	Total	Diferencia (Vigente - Total)
<b>1103 RECURSOS PROPIOS 2020</b>															
<b>10000 SERVICIOS PERSONALES</b>	\$530,000.00	\$65,379.35	\$48,853.02	\$47,275.00	\$80,480.00	\$67,873.00	\$37,266.00	\$0.00	\$0.00	\$0.00	\$0.00	\$0.00	\$0.00	\$347,126.37	\$182,873.63
120000 Remuneraciones al personal de carácter	\$250,000.00	\$20,000.00	\$18,568.00	\$21,000.00	\$43,667.00	\$54,600.00	\$31,266.00	\$0.00	\$0.00	\$0.00	\$0.00	\$0.00	\$0.00	\$189,101.00	\$60,899.00
122000 Sueldos base al personal eventual	\$250,000.00	\$20,000.00	\$18,568.00	\$21,000.00	\$43,667.00	\$54,600.00	\$31,266.00	\$0.00	\$0.00	\$0.00	\$0.00	\$0.00	\$0.00	\$189,101.00	\$60,899.00
122003 Lista de Raya	\$250,000.00	\$20,000.00	\$18,568.00	\$21,000.00	\$43,667.00	\$54,600.00	\$31,266.00	\$0.00	\$0.00	\$0.00	\$0.00	\$0.00	\$0.00	\$189,101.00	\$60,899.00
130000 Remuneraciones adicionales y especiales	\$100,000.00	\$8,034.33	\$0.00	\$0.00	\$0.00	\$0.00	\$0.00	\$0.00	\$0.00	\$0.00	\$0.00	\$0.00	\$0.00	\$8,034.33	\$91,965.67
134000 Compensaciones	\$100,000.00	\$8,034.33	\$0.00	\$0.00	\$0.00	\$0.00	\$0.00	\$0.00	\$0.00	\$0.00	\$0.00	\$0.00	\$0.00	\$8,034.33	\$91,965.67
134001 Compensaciones	\$100,000.00	\$8,034.33	\$0.00	\$0.00	\$0.00	\$0.00	\$0.00	\$0.00	\$0.00	\$0.00	\$0.00	\$0.00	\$0.00	\$8,034.33	\$91,965.67
150000 Otras prestaciones sociales y económica	\$180,000.00	\$37,345.02	\$30,285.02	\$26,275.00	\$36,813.00	\$13,273.00	\$6,000.00	\$0.00	\$0.00	\$0.00	\$0.00	\$0.00	\$0.00	\$149,991.04	\$30,008.96
152000 Indemnizaciones	\$80,000.00	\$0.00	\$0.00	\$0.00	\$0.00	\$0.00	\$0.00	\$0.00	\$0.00	\$0.00	\$0.00	\$0.00	\$0.00	\$0.00	\$80,000.00
152001 Indemnizaciones	\$80,000.00	\$0.00	\$0.00	\$0.00	\$0.00	\$0.00	\$0.00	\$0.00	\$0.00	\$0.00	\$0.00	\$0.00	\$0.00	\$0.00	\$80,000.00
159000 Otras prestaciones sociales y económicas	\$100,000.00	\$37,345.02	\$30,285.02	\$26,275.00	\$36,813.00	\$13,273.00	\$6,000.00	\$0.00	\$0.00	\$0.00	\$0.00	\$0.00	\$0.00	\$149,991.04	-\$49,991.04
159002 Otras Prestaciones	\$100,000.00	\$37,345.02	\$30,285.02	\$26,275.00	\$36,813.00	\$13,273.00	\$6,000.00	\$0.00	\$0.00	\$0.00	\$0.00	\$0.00	\$0.00	\$149,991.04	-\$49,991.04
<b>20000 MATERIALES Y SUMINISTROS</b>	\$2,890,000.00	\$184,915.20	\$237,177.36	\$150,507.80	\$23,208.58	\$95,175.56	\$65,840.11	\$0.00	\$0.00	\$0.00	\$0.00	\$0.00	\$0.00	\$764,824.81	\$2,125,175.39
210000 Materiales de administración, emisión de	\$700,000.00	\$179,359.20	\$229,793.00	\$78,143.44	\$0.00	\$91,736.16	\$4,518.07	\$0.00	\$0.00	\$0.00	\$0.00	\$0.00	\$0.00	\$583,549.87	\$116,450.13
211000 Materiales, útiles y equipos menores de ofi	\$230,000.00	\$100,943.20	\$114,962.10	\$1,388.92	\$0.00	\$2,698.16	\$4,518.07	\$0.00	\$0.00	\$0.00	\$0.00	\$0.00	\$0.00	\$224,510.45	\$5,489.55
211001 Material de Oficina	\$230,000.00	\$100,943.20	\$114,962.10	\$1,388.92	\$0.00	\$2,698.16	\$4,518.07	\$0.00	\$0.00	\$0.00	\$0.00	\$0.00	\$0.00	\$224,510.45	\$5,489.55
212000 Materiales y útiles de impresión y reproduc	\$250,000.00	\$15,660.00	\$52,417.10	\$72,056.52	\$0.00	\$89,038.00	\$0.00	\$0.00	\$0.00	\$0.00	\$0.00	\$0.00	\$0.00	\$229,171.62	\$20,828.38
212001 Materiales y Útiles de Impresión	\$250,000.00	\$15,660.00	\$52,417.10	\$72,056.52	\$0.00	\$89,038.00	\$0.00	\$0.00	\$0.00	\$0.00	\$0.00	\$0.00	\$0.00	\$229,171.62	\$20,828.38
214000 Materiales, útiles y equipos menores de te	\$90,000.00	\$0.00	\$0.00	\$4,698.00	\$0.00	\$0.00	\$0.00	\$0.00	\$0.00	\$0.00	\$0.00	\$0.00	\$0.00	\$4,698.00	\$85,302.00
214001 Material para Bienes Informáticos	\$90,000.00	\$0.00	\$0.00	\$4,698.00	\$0.00	\$0.00	\$0.00	\$0.00	\$0.00	\$0.00	\$0.00	\$0.00	\$0.00	\$4,698.00	\$85,302.00
216000 Material de limpieza	\$130,000.00	\$62,756.00	\$62,413.80	\$0.00	\$0.00	\$0.00	\$0.00	\$0.00	\$0.00	\$0.00	\$0.00	\$0.00	\$0.00	\$125,169.80	\$4,830.20
216001 Material de Limpieza	\$130,000.00	\$62,756.00	\$62,413.80	\$0.00	\$0.00	\$0.00	\$0.00	\$0.00	\$0.00	\$0.00	\$0.00	\$0.00	\$0.00	\$125,169.80	\$4,830.20
220000 Alimentos y utensilios	\$10,000.00	\$800.00	\$3,600.00	\$3,000.00	\$0.00	\$0.00	\$196.80	\$0.00	\$0.00	\$0.00	\$0.00	\$0.00	\$0.00	\$7,596.80	\$2,403.20
221000 Productos alimenticios para personas	\$10,000.00	\$800.00	\$3,600.00	\$3,000.00	\$0.00	\$0.00	\$196.80	\$0.00	\$0.00	\$0.00	\$0.00	\$0.00	\$0.00	\$7,596.80	\$2,403.20
221001 Alimentación de Personas	\$10,000.00	\$800.00	\$3,600.00	\$3,000.00	\$0.00	\$0.00	\$196.80	\$0.00	\$0.00	\$0.00	\$0.00	\$0.00	\$0.00	\$7,596.80	\$2,403.20
240000 Materiales y artículos de construcción y c	\$500,000.00	\$0.00	\$0.00	\$0.00	\$0.00	\$2,064.80	\$41,089.52	\$0.00	\$0.00	\$0.00	\$0.00	\$0.00	\$0.00	\$43,154.32	\$456,845.68
242000 Cemento y productos de concreto	\$300,000.00	\$0.00	\$0.00	\$0.00	\$0.00	\$0.00	\$0.00	\$0.00	\$0.00	\$0.00	\$0.00	\$0.00	\$0.00	\$0.00	\$300,000.00
242001 Cemento y productos de concreto	\$300,000.00	\$0.00	\$0.00	\$0.00	\$0.00	\$0.00	\$0.00	\$0.00	\$0.00	\$0.00	\$0.00	\$0.00	\$0.00	\$0.00	\$300,000.00
246000 Material eléctrico y electrónico	\$100,000.00	\$0.00	\$0.00	\$0.00	\$0.00	\$2,064.80	\$41,089.52	\$0.00	\$0.00	\$0.00	\$0.00	\$0.00	\$0.00	\$43,154.32	\$56,845.68
246001 Material Eléctrico	\$100,000.00	\$0.00	\$0.00	\$0.00	\$0.00	\$2,064.80	\$41,089.52	\$0.00	\$0.00	\$0.00	\$0.00	\$0.00	\$0.00	\$43,154.32	\$56,845.68
248000 Materiales complementarios	\$50,000.00	\$0.00	\$0.00	\$0.00	\$0.00	\$0.00	\$0.00	\$0.00	\$0.00	\$0.00	\$0.00	\$0.00	\$0.00	\$0.00	\$50,000.00
248001 Materiales complementarios	\$50,000.00	\$0.00	\$0.00	\$0.00	\$0.00	\$0.00	\$0.00	\$0.00	\$0.00	\$0.00	\$0.00	\$0.00	\$0.00	\$0.00	\$50,000.00
249000 Otros materiales y artículos de construcció	\$50,000.00	\$0.00	\$0.00	\$0.00	\$0.00	\$0.00	\$0.00	\$0.00	\$0.00	\$0.00	\$0.00	\$0.00	\$0.00	\$0.00	\$50,000.00
249001 Otros materiales y artículos de construcció	\$50,000.00	\$0.00	\$0.00	\$0.00	\$0.00	\$0.00	\$0.00	\$0.00	\$0.00	\$0.00	\$0.00	\$0.00	\$0.00	\$0.00	\$50,000.00
250000 Productos químicos, farmacéuticos y de l	\$300,000.00	\$0.00	\$0.00	\$73,398.00	\$0.00	\$0.00	\$12,621.00	\$0.00	\$0.00	\$0.00	\$0.00	\$0.00	\$0.00	\$86,019.00	\$213,981.00
253000 Medicinas y productos farmacéuticos	\$250,000.00	\$0.00	\$0.00	\$36,278.00	\$0.00	\$0.00	\$12,621.00	\$0.00	\$0.00	\$0.00	\$0.00	\$0.00	\$0.00	\$48,899.00	\$201,101.00
253001 Medicinas y Productos Farmacéuticos	\$250,000.00	\$0.00	\$0.00	\$36,278.00	\$0.00	\$0.00	\$12,621.00	\$0.00	\$0.00	\$0.00	\$0.00	\$0.00	\$0.00	\$48,899.00	\$201,101.00




### MUNICIPIO DE FRANCISCO I. MADERO, HIDALGO


#### Análítico Mensual de Egresos Pagados por Fuente de Financiamiento al 30/jun./2020

(Cuentas con Movimientos)  
(Cifras en pesos y centavos)


Objeto del Gasto	Presupuesto Vigente	Ene	Feb	Mar	Abr	May	Jun	Jul	Ago	Sep	Oct	Nov	Dic	Total	Diferencia (Vigente - Total)
254000 Materiales, accesorios y suministros médic	\$50,000.00	\$0.00	\$0.00	\$37,120.00	\$0.00	\$0.00	\$0.00	\$0.00	\$0.00	\$0.00	\$0.00	\$0.00	\$0.00	\$37,120.00	\$12,880.00
254001 Materiales y Suministros Médicos	\$50,000.00	\$0.00	\$0.00	\$37,120.00	\$0.00	\$0.00	\$0.00	\$0.00	\$0.00	\$0.00	\$0.00	\$0.00	\$0.00	\$37,120.00	\$12,880.00
260000 Combustibles, lubricantes y aditivos	\$800,000.00	\$0.00	\$0.00	\$0.00	\$0.00	\$0.00	\$0.00	\$0.00	\$0.00	\$0.00	\$0.00	\$0.00	\$0.00	\$0.00	\$800,000.00
261000 Combustibles, lubricantes y aditivos	\$800,000.00	\$0.00	\$0.00	\$0.00	\$0.00	\$0.00	\$0.00	\$0.00	\$0.00	\$0.00	\$0.00	\$0.00	\$0.00	\$0.00	\$800,000.00
261001 Combustibles y Lubricantes vehiculos y eq	\$800,000.00	\$0.00	\$0.00	\$0.00	\$0.00	\$0.00	\$0.00	\$0.00	\$0.00	\$0.00	\$0.00	\$0.00	\$0.00	\$0.00	\$800,000.00
270000 Vestuario, blancos, prendas de protección	\$100,000.00	\$0.00	\$0.00	\$1,097.83	\$23,208.58	\$0.00	\$7,414.72	\$0.00	\$0.00	\$0.00	\$0.00	\$0.00	\$0.00	\$31,721.13	\$68,278.87
271000 Vestuario y uniformes	\$50,000.00	\$0.00	\$0.00	\$265.76	\$11,977.00	\$0.00	\$0.00	\$0.00	\$0.00	\$0.00	\$0.00	\$0.00	\$0.00	\$12,242.76	\$37,757.24
271001 Vestuario, Uniformes	\$50,000.00	\$0.00	\$0.00	\$265.76	\$11,977.00	\$0.00	\$0.00	\$0.00	\$0.00	\$0.00	\$0.00	\$0.00	\$0.00	\$12,242.76	\$37,757.24
272000 Prendas de seguridad y protección person	\$50,000.00	\$0.00	\$0.00	\$832.07	\$11,231.58	\$0.00	\$7,414.72	\$0.00	\$0.00	\$0.00	\$0.00	\$0.00	\$0.00	\$19,478.37	\$30,521.63
272001 Prendas de Protección	\$50,000.00	\$0.00	\$0.00	\$832.07	\$11,231.58	\$0.00	\$7,414.72	\$0.00	\$0.00	\$0.00	\$0.00	\$0.00	\$0.00	\$19,478.37	\$30,521.63
280000 Materiales y suministros para seguridad	\$50,000.00	\$0.00	\$684.00	\$0.00	\$0.00	\$0.00	\$0.00	\$0.00	\$0.00	\$0.00	\$0.00	\$0.00	\$0.00	\$684.00	\$49,316.00
283000 Prendas de protección para seguridad púb	\$50,000.00	\$0.00	\$684.00	\$0.00	\$0.00	\$0.00	\$0.00	\$0.00	\$0.00	\$0.00	\$0.00	\$0.00	\$0.00	\$684.00	\$49,316.00
283001 Prendas de protección para seguridad púb	\$50,000.00	\$0.00	\$684.00	\$0.00	\$0.00	\$0.00	\$0.00	\$0.00	\$0.00	\$0.00	\$0.00	\$0.00	\$0.00	\$684.00	\$49,316.00
290000 Herramientas, refacciones y accesorios n	\$430,000.00	\$4,756.00	\$3,100.36	\$2,860.53	\$0.00	\$1,374.60	\$0.00	\$0.00	\$0.00	\$0.00	\$0.00	\$0.00	\$0.00	\$12,099.49	\$417,900.51
291000 Herramientas menores	\$25,000.00	\$4,756.00	\$2,757.00	\$2,746.73	\$0.00	\$0.00	\$0.00	\$0.00	\$0.00	\$0.00	\$0.00	\$0.00	\$0.00	\$10,259.73	\$14,740.27
291001 Herramientas Menores	\$25,000.00	\$4,756.00	\$2,757.00	\$2,746.73	\$0.00	\$0.00	\$0.00	\$0.00	\$0.00	\$0.00	\$0.00	\$0.00	\$0.00	\$10,259.73	\$14,740.27
292000 Refacciones y accesorios menores de edif	\$150,000.00	\$0.00	\$0.00	\$0.00	\$0.00	\$0.00	\$0.00	\$0.00	\$0.00	\$0.00	\$0.00	\$0.00	\$0.00	\$0.00	\$150,000.00
292001 Refacciones y accesorios menores de edif	\$150,000.00	\$0.00	\$0.00	\$0.00	\$0.00	\$0.00	\$0.00	\$0.00	\$0.00	\$0.00	\$0.00	\$0.00	\$0.00	\$0.00	\$150,000.00
294000 Refacciones y accesorios menores de equ	\$25,000.00	\$0.00	\$343.36	\$121.80	\$0.00	\$1,374.60	\$0.00	\$0.00	\$0.00	\$0.00	\$0.00	\$0.00	\$0.00	\$1,839.76	\$23,160.24
294001 Refacciones y accesorios menores de equ	\$25,000.00	\$0.00	\$343.36	\$121.80	\$0.00	\$1,374.60	\$0.00	\$0.00	\$0.00	\$0.00	\$0.00	\$0.00	\$0.00	\$1,839.76	\$23,160.24
296000 Refacciones y accesorios menores de equ	\$230,000.00	\$0.00	\$0.00	\$0.00	\$0.00	\$0.00	\$0.00	\$0.00	\$0.00	\$0.00	\$0.00	\$0.00	\$0.00	\$0.00	\$230,000.00
296001 Refacciones y accesorios menores de equ	\$230,000.00	\$0.00	\$0.00	\$0.00	\$0.00	\$0.00	\$0.00	\$0.00	\$0.00	\$0.00	\$0.00	\$0.00	\$0.00	\$0.00	\$230,000.00
<b>300000 SERVICIOS GENERALES</b>	<b>\$4,145,734.78</b>	<b>\$202,467.07</b>	<b>\$615,463.66</b>	<b>\$597,450.20</b>	<b>\$257,461.12</b>	<b>\$54,521.65</b>	<b>\$89,224.44</b>	<b>\$0.00</b>	<b>\$0.00</b>	<b>\$0.00</b>	<b>\$0.00</b>	<b>\$0.00</b>	<b>\$0.00</b>	<b>\$1,816,588.14</b>	<b>\$2,329,146.64</b>
310000 Servicios básicos	\$180,000.00	\$2,794.00	\$2,794.00	\$33,557.23	\$2,794.00	\$2,794.00	\$12,837.80	\$0.00	\$0.00	\$0.00	\$0.00	\$0.00	\$0.00	\$57,571.03	\$122,428.97
313000 Agua	\$120,000.00	\$0.00	\$0.00	\$30,833.23	\$0.00	\$0.00	\$10,043.80	\$0.00	\$0.00	\$0.00	\$0.00	\$0.00	\$0.00	\$40,877.03	\$79,122.97
313001 Servicio de Agua	\$120,000.00	\$0.00	\$0.00	\$30,833.23	\$0.00	\$0.00	\$10,043.80	\$0.00	\$0.00	\$0.00	\$0.00	\$0.00	\$0.00	\$40,877.03	\$79,122.97
314000 Telefonía tradicional	\$60,000.00	\$2,794.00	\$2,794.00	\$2,724.00	\$2,794.00	\$2,794.00	\$2,794.00	\$0.00	\$0.00	\$0.00	\$0.00	\$0.00	\$0.00	\$16,694.00	\$43,306.00
314001 Servicio Telefónico Tradicional	\$60,000.00	\$2,794.00	\$2,794.00	\$2,724.00	\$2,794.00	\$2,794.00	\$2,794.00	\$0.00	\$0.00	\$0.00	\$0.00	\$0.00	\$0.00	\$16,694.00	\$43,306.00
320000 Servicios de arrendamiento	\$30,000.00	\$0.00	\$0.00	\$0.00	\$0.00	\$0.00	\$0.00	\$0.00	\$0.00	\$0.00	\$0.00	\$0.00	\$0.00	\$0.00	\$30,000.00
321000 Arrendamiento de terrenos	\$20,000.00	\$0.00	\$0.00	\$0.00	\$0.00	\$0.00	\$0.00	\$0.00	\$0.00	\$0.00	\$0.00	\$0.00	\$0.00	\$0.00	\$20,000.00
321001 Arrendamiento de terrenos	\$20,000.00	\$0.00	\$0.00	\$0.00	\$0.00	\$0.00	\$0.00	\$0.00	\$0.00	\$0.00	\$0.00	\$0.00	\$0.00	\$0.00	\$20,000.00
325000 Arrendamiento de maquinaria, otros equip	\$10,000.00	\$0.00	\$0.00	\$0.00	\$0.00	\$0.00	\$0.00	\$0.00	\$0.00	\$0.00	\$0.00	\$0.00	\$0.00	\$0.00	\$10,000.00
326001 Arrendamiento de Maquinaria y Equipo	\$10,000.00	\$0.00	\$0.00	\$0.00	\$0.00	\$0.00	\$0.00	\$0.00	\$0.00	\$0.00	\$0.00	\$0.00	\$0.00	\$0.00	\$10,000.00
330000 Servicios profesionales, científicos, técnl-	\$70,000.00	\$43,396.00	\$0.00	\$565.00	\$0.00	\$0.00	\$25,492.85	\$0.00	\$0.00	\$0.00	\$0.00	\$0.00	\$0.00	\$69,453.85	\$546.15
331000 Servicios legales, de contabilidad, auditori	\$60,000.00	\$43,396.00	\$0.00	\$565.00	\$0.00	\$0.00	\$25,492.85	\$0.00	\$0.00	\$0.00	\$0.00	\$0.00	\$0.00	\$69,453.85	\$-9,453.85
331001 Servicios legales	\$60,000.00	\$43,396.00	\$0.00	\$565.00	\$0.00	\$0.00	\$25,492.85	\$0.00	\$0.00	\$0.00	\$0.00	\$0.00	\$0.00	\$69,453.85	\$-9,453.85
332000 Servicios de diseño, arquitectura, ingeneri	\$10,000.00	\$0.00	\$0.00	\$0.00	\$0.00	\$0.00	\$0.00	\$0.00	\$0.00	\$0.00	\$0.00	\$0.00	\$0.00	\$0.00	\$10,000.00
332001 Servicios de arquitectura, ingeniería y actv	\$10,000.00	\$0.00	\$0.00	\$0.00	\$0.00	\$0.00	\$0.00	\$0.00	\$0.00	\$0.00	\$0.00	\$0.00	\$0.00	\$0.00	\$10,000.00
340000 Servicios financieros, bancarios y comer	\$10,000.00	\$0.00	\$0.00	\$0.00	\$1,044.00	\$0.00	\$0.00	\$0.00	\$0.00	\$0.00	\$0.00	\$0.00	\$0.00	\$1,044.00	\$8,956.00
349000 Servicios financieros, bancarios y comerc	\$10,000.00	\$0.00	\$0.00	\$0.00	\$1,044.00	\$0.00	\$0.00	\$0.00	\$0.00	\$0.00	\$0.00	\$0.00	\$0.00	\$1,044.00	\$8,956.00



2016-2020



2016-2020



2016-2020






Usr: supervisor  
Rep: rptAnaliticoPresupuestoEgresos\_FF


**MUNICIPIO DE FRANCISCO I. MADERO, HIDALGO**  
**HIDALGO**  
Analítico Mensual de Egresos Pagados por Fuente de Financiamiento al 30/jun./2020  
(Cuentas con Movimientos)  
(Cifras en pesos y centavos)

Fecha y hora de Impresión: 17/jul./2020 11:09 a. m.

Objeto del Gasto	Presupuesto Vigente	Ene	Feb	Mar	Abr	May	Jun	Jul	Ago	Sep	Oct	Nov	Dic	Total	Diferencia (Vigente - Total)
349001 Servicios financieros, bancarios y comerc	\$10,000.00	\$0.00	\$0.00	\$0.00	\$1,044.00	\$0.00	\$0.00	\$0.00	\$0.00	\$0.00	\$0.00	\$0.00	\$0.00	\$1,044.00	\$8,956.00
350000 Servicios de instalación, reparación, man	\$2,050,734.78	\$96,696.67	\$527,368.86	\$535,950.63	\$242,521.52	\$39,798.25	\$22,357.79	\$0.00	\$0.00	\$0.00	\$0.00	\$0.00	\$0.00	\$1,464,583.72	\$586,151.06
351000 Conservación y mantenimiento menor de i	\$800,734.78	\$17,890.68	\$341,849.26	\$402,546.25	\$69,944.09	\$11,788.00	\$22,357.79	\$0.00	\$0.00	\$0.00	\$0.00	\$0.00	\$0.00	\$866,376.07	-\$65,641.29
351001 Conservación y mantenimiento menor de i	\$800,734.78	\$17,890.68	\$341,849.26	\$402,546.25	\$69,944.09	\$11,788.00	\$22,357.79	\$0.00	\$0.00	\$0.00	\$0.00	\$0.00	\$0.00	\$866,376.07	-\$65,641.29
352000 Instalación, reparación y mantenimiento de	\$35,000.00	\$0.00	\$0.00	\$6,000.00	\$0.00	\$0.00	\$0.00	\$0.00	\$0.00	\$0.00	\$0.00	\$0.00	\$0.00	\$6,000.00	\$29,000.00
352001 Mantenimiento de Mobiliario y Equipo de A	\$20,000.00	\$0.00	\$0.00	\$0.00	\$0.00	\$0.00	\$0.00	\$0.00	\$0.00	\$0.00	\$0.00	\$0.00	\$0.00	\$0.00	\$20,000.00
352002 Mantenimiento de Equipo y Aparatos de C.	\$15,000.00	\$0.00	\$0.00	\$6,000.00	\$0.00	\$0.00	\$0.00	\$0.00	\$0.00	\$0.00	\$0.00	\$0.00	\$0.00	\$6,000.00	\$9,000.00
355000 Reparación y mantenimiento de equipo de	\$1,200,000.00	\$78,695.99	\$165,519.60	\$120,049.99	\$172,577.43	\$28,010.25	\$0.00	\$0.00	\$0.00	\$0.00	\$0.00	\$0.00	\$0.00	\$584,853.25	\$615,146.75
355001 Mantenimiento de Vehículos	\$1,200,000.00	\$78,695.99	\$165,519.60	\$120,049.99	\$172,577.43	\$28,010.25	\$0.00	\$0.00	\$0.00	\$0.00	\$0.00	\$0.00	\$0.00	\$584,853.25	\$615,146.75
357000 Instalación, reparación y mantenimiento de	\$15,000.00	\$0.00	\$0.00	\$7,354.40	\$0.00	\$0.00	\$0.00	\$0.00	\$0.00	\$0.00	\$0.00	\$0.00	\$0.00	\$7,354.40	\$7,645.60
357001 Mantenimiento de Maquinaria y Equipo	\$15,000.00	\$0.00	\$0.00	\$7,354.40	\$0.00	\$0.00	\$0.00	\$0.00	\$0.00	\$0.00	\$0.00	\$0.00	\$0.00	\$7,354.40	\$7,645.60
360000 Servicios de comunicación social y publi	\$30,000.00	\$14,662.40	\$11,240.40	\$0.00	\$2,854.00	\$11,929.40	\$1,972.00	\$0.00	\$0.00	\$0.00	\$0.00	\$0.00	\$0.00	\$42,658.20	-\$12,658.20
361000 Difusión por radio, televisión y otros medio	\$30,000.00	\$14,662.40	\$11,240.40	\$0.00	\$2,854.00	\$11,929.40	\$1,972.00	\$0.00	\$0.00	\$0.00	\$0.00	\$0.00	\$0.00	\$42,658.20	-\$12,658.20
361001 Difusión de programas y actividades guber	\$30,000.00	\$14,662.40	\$11,240.40	\$0.00	\$2,854.00	\$11,929.40	\$1,972.00	\$0.00	\$0.00	\$0.00	\$0.00	\$0.00	\$0.00	\$42,658.20	-\$12,658.20
370000 Servicios de traslado y viáticos	\$5,000.00	\$0.00	\$0.00	\$0.00	\$0.00	\$0.00	\$0.00	\$0.00	\$0.00	\$0.00	\$0.00	\$0.00	\$0.00	\$0.00	\$5,000.00
372000 Pasajes terrestres	\$5,000.00	\$0.00	\$0.00	\$0.00	\$0.00	\$0.00	\$0.00	\$0.00	\$0.00	\$0.00	\$0.00	\$0.00	\$0.00	\$0.00	\$5,000.00
372001 Pasajes terrestres	\$5,000.00	\$0.00	\$0.00	\$0.00	\$0.00	\$0.00	\$0.00	\$0.00	\$0.00	\$0.00	\$0.00	\$0.00	\$0.00	\$0.00	\$5,000.00
380000 Servicios oficiales	\$920,000.00	\$45,028.00	\$74,060.40	\$27,377.34	\$8,247.60	\$0.00	\$26,564.00	\$0.00	\$0.00	\$0.00	\$0.00	\$0.00	\$0.00	\$181,277.34	\$738,722.66
382000 Gastos de orden social y cultural	\$920,000.00	\$45,028.00	\$74,060.40	\$27,377.34	\$8,247.60	\$0.00	\$26,564.00	\$0.00	\$0.00	\$0.00	\$0.00	\$0.00	\$0.00	\$181,277.34	\$738,722.66
382001 Gastos de orden social	\$920,000.00	\$45,028.00	\$74,060.40	\$27,377.34	\$8,247.60	\$0.00	\$26,564.00	\$0.00	\$0.00	\$0.00	\$0.00	\$0.00	\$0.00	\$181,277.34	\$738,722.66
390000 Otros servicios generales	\$850,000.00	\$0.00	\$0.00	\$0.00	\$0.00	\$0.00	\$0.00	\$0.00	\$0.00	\$0.00	\$0.00	\$0.00	\$0.00	\$0.00	\$850,000.00
392000 Impuestos y derechos	\$400,000.00	\$0.00	\$0.00	\$0.00	\$0.00	\$0.00	\$0.00	\$0.00	\$0.00	\$0.00	\$0.00	\$0.00	\$0.00	\$0.00	\$400,000.00
392005 Pago de otros impuestos	\$400,000.00	\$0.00	\$0.00	\$0.00	\$0.00	\$0.00	\$0.00	\$0.00	\$0.00	\$0.00	\$0.00	\$0.00	\$0.00	\$0.00	\$400,000.00
398000 Impuesto sobre nóminas y otros que se de	\$450,000.00	\$0.00	\$0.00	\$0.00	\$0.00	\$0.00	\$0.00	\$0.00	\$0.00	\$0.00	\$0.00	\$0.00	\$0.00	\$0.00	\$450,000.00
398001 Impuesto sobre nóminas y otros que se de	\$450,000.00	\$0.00	\$0.00	\$0.00	\$0.00	\$0.00	\$0.00	\$0.00	\$0.00	\$0.00	\$0.00	\$0.00	\$0.00	\$0.00	\$450,000.00
400000 TRANSFERENCIAS, ASIGNACIONES	\$2,432,298.97	\$52,884.43	\$423,059.89	\$532,473.08	\$88,425.52	\$21,391.50	\$75,655.00	\$0.00	\$0.00	\$0.00	\$0.00	\$0.00	\$0.00	\$1,193,889.42	\$1,238,409.55
440000 Ayudas sociales	\$2,432,298.97	\$52,884.43	\$423,059.89	\$532,473.08	\$88,425.52	\$21,391.50	\$75,655.00	\$0.00	\$0.00	\$0.00	\$0.00	\$0.00	\$0.00	\$1,193,889.42	\$1,238,409.55
441000 Ayudas sociales a personas	\$510,000.00	\$7,496.00	\$15,940.88	\$45,369.00	\$1,250.00	\$13,220.00	\$2,500.00	\$0.00	\$0.00	\$0.00	\$0.00	\$0.00	\$0.00	\$85,775.88	\$424,224.12
441001 Ayudas sociales a personas	\$510,000.00	\$7,496.00	\$15,940.88	\$45,369.00	\$1,250.00	\$13,220.00	\$2,500.00	\$0.00	\$0.00	\$0.00	\$0.00	\$0.00	\$0.00	\$85,775.88	\$424,224.12
443000 Ayudas sociales a instituciones de enseña	\$555,000.00	\$6,154.76	\$25,140.84	\$55,194.80	\$0.00	\$0.00	\$0.00	\$0.00	\$0.00	\$0.00	\$0.00	\$0.00	\$0.00	\$86,490.40	\$468,509.60
443001 Ayudas sociales a instituciones de enseña	\$555,000.00	\$6,154.76	\$25,140.84	\$55,194.80	\$0.00	\$0.00	\$0.00	\$0.00	\$0.00	\$0.00	\$0.00	\$0.00	\$0.00	\$86,490.40	\$468,509.60
444000 Ayudas sociales a actividades científicas o	\$25,000.00	\$0.00	\$0.00	\$0.00	\$0.00	\$2,719.50	\$0.00	\$0.00	\$0.00	\$0.00	\$0.00	\$0.00	\$0.00	\$2,719.50	\$22,280.50
444001 Ayudas sociales a actividades científicas o	\$25,000.00	\$0.00	\$0.00	\$0.00	\$0.00	\$2,719.50	\$0.00	\$0.00	\$0.00	\$0.00	\$0.00	\$0.00	\$0.00	\$2,719.50	\$22,280.50
445000 Ayudas sociales a instituciones sin fines de	\$350,000.00	\$0.00	\$3,480.00	\$12,580.00	\$15,776.00	\$3,480.00	\$0.00	\$0.00	\$0.00	\$0.00	\$0.00	\$0.00	\$0.00	\$35,316.00	\$314,684.00
445001 Subsidios para el Fomento Deportivo	\$250,000.00	\$0.00	\$0.00	\$9,100.00	\$5,800.00	\$0.00	\$0.00	\$0.00	\$0.00	\$0.00	\$0.00	\$0.00	\$0.00	\$14,900.00	\$235,100.00
445002 Subsidios a organizaciones diversas	\$100,000.00	\$0.00	\$3,480.00	\$3,480.00	\$9,976.00	\$3,480.00	\$0.00	\$0.00	\$0.00	\$0.00	\$0.00	\$0.00	\$0.00	\$20,416.00	\$79,584.00
446000 Ayudas sociales a cooperativas	\$992,298.97	\$39,233.67	\$378,498.17	\$419,329.28	\$71,399.52	\$1,972.00	\$73,155.00	\$0.00	\$0.00	\$0.00	\$0.00	\$0.00	\$0.00	\$983,587.64	\$8,711.33
446001 Ayudas sociales a cooperativas	\$992,298.97	\$39,233.67	\$378,498.17	\$419,329.28	\$71,399.52	\$1,972.00	\$73,155.00	\$0.00	\$0.00	\$0.00	\$0.00	\$0.00	\$0.00	\$983,587.64	\$8,711.33
500000 BIENES MUEBLES, INMUEBLES E IN	\$430,000.00	\$0.00	\$0.00	\$0.00	\$0.00	\$3,790.20	\$19,181.00	\$0.00	\$0.00	\$0.00	\$0.00	\$0.00	\$0.00	\$22,971.20	\$407,028.80
510000 Mobiliario y equipo de administración	\$200,000.00	\$0.00	\$0.00	\$0.00	\$0.00	\$0.00	\$19,181.00	\$0.00	\$0.00	\$0.00	\$0.00	\$0.00	\$0.00	\$19,181.00	\$180,819.00



2016-2020




2016-2020



2016-2020

**MUNICIPIO DE FRANCISCO I. MADERO, HIDALGO**  
**HIDALGO**  
Analítico Mensual de Egresos Pagados por Fuente de Financiamiento al 30/jun./2020  
(Cuentas con Movimientos)  
(Cifras en pesos y centavos)

Objeto del Gasto	Presupuesto Vigente	Ene	Feb	Mar	Abr	May	Jun	Jul	Ago	Sep	Oct	Nov	Dic	Total	Diferencia (Vigente - Total)
511000 Muebles de oficina y estantería	\$150,000.00	\$0.00	\$0.00	\$0.00	\$0.00	\$0.00	\$0.00	\$0.00	\$0.00	\$0.00	\$0.00	\$0.00	\$0.00	\$0.00	\$150,000.00
511001 Muebles de oficina y estantería	\$150,000.00	\$0.00	\$0.00	\$0.00	\$0.00	\$0.00	\$0.00	\$0.00	\$0.00	\$0.00	\$0.00	\$0.00	\$0.00	\$0.00	\$150,000.00
515000 Equipo de cómputo y de tecnología de la ir	\$50,000.00	\$0.00	\$0.00	\$0.00	\$0.00	\$0.00	\$19,181.00	\$0.00	\$0.00	\$0.00	\$0.00	\$0.00	\$0.00	\$19,181.00	\$30,819.00
515001 Bienes informáticos	\$50,000.00	\$0.00	\$0.00	\$0.00	\$0.00	\$0.00	\$19,181.00	\$0.00	\$0.00	\$0.00	\$0.00	\$0.00	\$0.00	\$19,181.00	\$30,819.00
520000 Mobiliario y equipo educacional y recreat	\$50,000.00	\$0.00	\$0.00	\$0.00	\$0.00	\$0.00	\$0.00	\$0.00	\$0.00	\$0.00	\$0.00	\$0.00	\$0.00	\$0.00	\$50,000.00
521000 Equipos y aparatos audiovisuales	\$50,000.00	\$0.00	\$0.00	\$0.00	\$0.00	\$0.00	\$0.00	\$0.00	\$0.00	\$0.00	\$0.00	\$0.00	\$0.00	\$0.00	\$50,000.00
521001 Equipos y aparatos audiovisuales	\$50,000.00	\$0.00	\$0.00	\$0.00	\$0.00	\$0.00	\$0.00	\$0.00	\$0.00	\$0.00	\$0.00	\$0.00	\$0.00	\$0.00	\$50,000.00
530000 Equipo e Instrumental médico y de labora	\$30,000.00	\$0.00	\$0.00	\$0.00	\$0.00	\$0.00	\$0.00	\$0.00	\$0.00	\$0.00	\$0.00	\$0.00	\$0.00	\$0.00	\$30,000.00
531000 Equipo médico y de laboratorio	\$30,000.00	\$0.00	\$0.00	\$0.00	\$0.00	\$0.00	\$0.00	\$0.00	\$0.00	\$0.00	\$0.00	\$0.00	\$0.00	\$0.00	\$30,000.00
531001 Equipo médico y de laboratorio	\$30,000.00	\$0.00	\$0.00	\$0.00	\$0.00	\$0.00	\$0.00	\$0.00	\$0.00	\$0.00	\$0.00	\$0.00	\$0.00	\$0.00	\$30,000.00
560000 Maquinaria, otros equipos y herramientas	\$150,000.00	\$0.00	\$0.00	\$0.00	\$0.00	\$3,790.20	\$0.00	\$0.00	\$0.00	\$0.00	\$0.00	\$0.00	\$0.00	\$3,790.20	\$146,209.80
567000 Herramientas y máquinas-herramienta	\$150,000.00	\$0.00	\$0.00	\$0.00	\$0.00	\$3,790.20	\$0.00	\$0.00	\$0.00	\$0.00	\$0.00	\$0.00	\$0.00	\$3,790.20	\$146,209.80
567001 Herramientas y Máquinas-Herramientas	\$150,000.00	\$0.00	\$0.00	\$0.00	\$0.00	\$3,790.20	\$0.00	\$0.00	\$0.00	\$0.00	\$0.00	\$0.00	\$0.00	\$3,790.20	\$146,209.80
<b>RECURSOS PROPIOS 2020</b>	<b>\$10,426,033.75</b>	<b>\$505,846.05</b>	<b>\$1,324,553.93</b>	<b>\$1,335,706.08</b>	<b>\$449,575.22</b>	<b>\$242,751.91</b>	<b>\$287,166.55</b>	<b>\$0.00</b>	<b>\$0.00</b>	<b>\$0.00</b>	<b>\$0.00</b>	<b>\$0.00</b>	<b>\$0.00</b>	<b>\$4,145,399.74</b>	<b>\$6,280,634.01</b>
<b>1122 BENEFICIARIOS FAISM 2018</b>															
900000 DEUDA PUBLICA	\$162,012.14	\$0.00	\$0.00	\$0.00	\$151,248.84	\$10,763.31	\$0.00	\$0.00	\$0.00	\$0.00	\$0.00	\$0.00	\$0.00	\$162,012.15	-\$0.01
990000 Adeudas de ejercicios fiscales anteriores	\$162,012.14	\$0.00	\$0.00	\$0.00	\$151,248.84	\$10,763.31	\$0.00	\$0.00	\$0.00	\$0.00	\$0.00	\$0.00	\$0.00	\$162,012.15	-\$0.01
991000 ADEFAS	\$162,012.14	\$0.00	\$0.00	\$0.00	\$151,248.84	\$10,763.31	\$0.00	\$0.00	\$0.00	\$0.00	\$0.00	\$0.00	\$0.00	\$162,012.15	-\$0.01
991001 Adeudas de ejercicios fiscales anteriores (	\$162,012.14	\$0.00	\$0.00	\$0.00	\$151,248.84	\$10,763.31	\$0.00	\$0.00	\$0.00	\$0.00	\$0.00	\$0.00	\$0.00	\$162,012.15	-\$0.01
<b>BENEFICIARIOS FAISM 2018</b>	<b>\$162,012.14</b>	<b>\$0.00</b>	<b>\$0.00</b>	<b>\$0.00</b>	<b>\$151,248.84</b>	<b>\$10,763.31</b>	<b>\$0.00</b>	<b>\$0.00</b>	<b>\$0.00</b>	<b>\$0.00</b>	<b>\$0.00</b>	<b>\$0.00</b>	<b>\$0.00</b>	<b>\$162,012.15</b>	<b>-\$0.01</b>
<b>1123 BENEFICIARIOS FAISM 2019</b>															
600000 INVERSION PUBLICA	\$183,366.68	\$6,133.21	\$7,257.51	\$26,807.52	\$40,300.77	\$0.00	\$13,111.92	\$0.00	\$0.00	\$0.00	\$0.00	\$0.00	\$0.00	\$93,610.93	\$89,755.75
610000 Obra pública en bienes de dominio públic	\$183,366.68	\$6,133.21	\$7,257.51	\$26,807.52	\$40,300.77	\$0.00	\$13,111.92	\$0.00	\$0.00	\$0.00	\$0.00	\$0.00	\$0.00	\$93,610.93	\$89,755.75
613000 Construcción de obras para el abastecimie	\$25,431.07	\$6,133.21	\$4,948.51	\$0.00	\$2,316.11	\$0.00	\$2,259.35	\$0.00	\$0.00	\$0.00	\$0.00	\$0.00	\$0.00	\$15,657.18	\$9,773.89
613001 Construcción de obras para el abastecimie	\$25,431.07	\$6,133.21	\$4,948.51	\$0.00	\$2,316.11	\$0.00	\$2,259.35	\$0.00	\$0.00	\$0.00	\$0.00	\$0.00	\$0.00	\$15,657.18	\$9,773.89
614000 División de terrenos y construcción de obrt	\$118,773.50	\$0.00	\$2,309.00	\$20,542.18	\$24,533.53	\$0.00	\$10,852.57	\$0.00	\$0.00	\$0.00	\$0.00	\$0.00	\$0.00	\$58,237.28	\$60,536.22
614001 División de terrenos y construcción de obrt	\$118,773.50	\$0.00	\$2,309.00	\$20,542.18	\$24,533.53	\$0.00	\$10,852.57	\$0.00	\$0.00	\$0.00	\$0.00	\$0.00	\$0.00	\$58,237.28	\$60,536.22
615000 Construcción de vías de comunicación	\$33,191.69	\$0.00	\$0.00	\$0.00	\$13,451.13	\$0.00	\$0.00	\$0.00	\$0.00	\$0.00	\$0.00	\$0.00	\$0.00	\$13,451.13	\$19,740.56
615001 Construcción de vías de comunicación	\$33,191.69	\$0.00	\$0.00	\$0.00	\$13,451.13	\$0.00	\$0.00	\$0.00	\$0.00	\$0.00	\$0.00	\$0.00	\$0.00	\$13,451.13	\$19,740.56
617000 Instalaciones y equipamiento en construcc	\$5,970.42	\$0.00	\$0.00	\$6,265.34	\$0.00	\$0.00	\$0.00	\$0.00	\$0.00	\$0.00	\$0.00	\$0.00	\$0.00	\$6,265.34	-\$294.92
617001 Instalaciones y equipamiento en construcc	\$5,970.42	\$0.00	\$0.00	\$6,265.34	\$0.00	\$0.00	\$0.00	\$0.00	\$0.00	\$0.00	\$0.00	\$0.00	\$0.00	\$6,265.34	-\$294.92
<b>BENEFICIARIOS FAISM 2019</b>	<b>\$183,366.68</b>	<b>\$6,133.21</b>	<b>\$7,257.51</b>	<b>\$26,807.52</b>	<b>\$40,300.77</b>	<b>\$0.00</b>	<b>\$13,111.92</b>	<b>\$0.00</b>	<b>\$0.00</b>	<b>\$0.00</b>	<b>\$0.00</b>	<b>\$0.00</b>	<b>\$0.00</b>	<b>\$93,610.93</b>	<b>\$89,755.75</b>
<b>1503 F.G.P. 2019</b>															
100000 SERVICIOS PERSONALES	\$538,960.00	\$0.00	\$0.00	\$538,960.00	\$0.00	\$0.00	\$0.00	\$0.00	\$0.00	\$0.00	\$0.00	\$0.00	\$0.00	\$538,960.00	\$0.00



**MUNICIPIO DE FRANCISCO I. MADERO, HIDALGO**  
**HIDALGO**  
**Analitico Mensual de Egresos Pagados por Fuente de Financiamiento al 30/jun./2020**  
**(Cuentas con Movimientos)**  
**(Cifras en pesos y centavos)**


Objeto del Gasto	Presupuesto Vigente	Ene	Feb	Mar	Abr	May	Jun	Jul	Ago	Sep	Oct	Nov	Dic	Total	Diferencia (Vigente - Total)
150000 Otras prestaciones sociales y económica	\$538,960.00	\$0.00	\$0.00	\$538,960.00	\$0.00	\$0.00	\$0.00	\$0.00	\$0.00	\$0.00	\$0.00	\$0.00	\$0.00	\$538,960.00	\$0.00
152000 Indemnizaciones	\$538,960.00	\$0.00	\$0.00	\$538,960.00	\$0.00	\$0.00	\$0.00	\$0.00	\$0.00	\$0.00	\$0.00	\$0.00	\$0.00	\$538,960.00	\$0.00
152001 Indemnizaciones	\$538,960.00	\$0.00	\$0.00	\$538,960.00	\$0.00	\$0.00	\$0.00	\$0.00	\$0.00	\$0.00	\$0.00	\$0.00	\$0.00	\$538,960.00	\$0.00
<b>300000 SERVICIOS GENERALES</b>	<b>\$1,044.00</b>	<b>\$0.00</b>	<b>\$0.00</b>	<b>\$0.00</b>	<b>\$0.00</b>	<b>\$1,044.00</b>	<b>\$0.00</b>	<b>\$0.00</b>	<b>\$0.00</b>	<b>\$0.00</b>	<b>\$0.00</b>	<b>\$0.00</b>	<b>\$0.00</b>	<b>\$1,044.00</b>	<b>\$0.00</b>
340000 Servicios financieros, bancarios y comerci	\$1,044.00	\$0.00	\$0.00	\$0.00	\$0.00	\$1,044.00	\$0.00	\$0.00	\$0.00	\$0.00	\$0.00	\$0.00	\$0.00	\$1,044.00	\$0.00
349000 Servicios financieros, bancarios y comerci	\$1,044.00	\$0.00	\$0.00	\$0.00	\$0.00	\$1,044.00	\$0.00	\$0.00	\$0.00	\$0.00	\$0.00	\$0.00	\$0.00	\$1,044.00	\$0.00
349001 Servicios financieros, bancarios y comerci	\$1,044.00	\$0.00	\$0.00	\$0.00	\$0.00	\$1,044.00	\$0.00	\$0.00	\$0.00	\$0.00	\$0.00	\$0.00	\$0.00	\$1,044.00	\$0.00
400000 TRANSFERENCIAS, ASIGNACIONES	\$133,381.50	\$0.00	\$0.00	\$136,581.72	\$0.00	\$0.00	\$0.00	\$0.00	\$0.00	\$0.00	\$0.00	\$0.00	\$0.00	\$136,581.72	-\$3,200.22
440000 Ayudas sociales	\$133,381.50	\$0.00	\$0.00	\$136,581.72	\$0.00	\$0.00	\$0.00	\$0.00	\$0.00	\$0.00	\$0.00	\$0.00	\$0.00	\$136,581.72	-\$3,200.22
446000 Ayudas sociales a cooperativas	\$133,381.50	\$0.00	\$0.00	\$136,581.72	\$0.00	\$0.00	\$0.00	\$0.00	\$0.00	\$0.00	\$0.00	\$0.00	\$0.00	\$136,581.72	-\$3,200.22
446001 Ayudas sociales a cooperativas	\$133,381.50	\$0.00	\$0.00	\$136,581.72	\$0.00	\$0.00	\$0.00	\$0.00	\$0.00	\$0.00	\$0.00	\$0.00	\$0.00	\$136,581.72	-\$3,200.22
<b>F.G.P. 2019</b>	<b>\$675,385.50</b>	<b>\$0.00</b>	<b>\$0.00</b>	<b>\$675,541.72</b>	<b>\$0.00</b>	<b>\$1,044.00</b>	<b>\$0.00</b>	<b>\$0.00</b>	<b>\$0.00</b>	<b>\$0.00</b>	<b>\$0.00</b>	<b>\$0.00</b>	<b>\$0.00</b>	<b>\$676,585.72</b>	<b>-\$3,200.22</b>

**1504 F.F.M. 2019**


600000 INVERSION PUBLICA	\$104,119.41	\$0.00	\$104,119.41	\$0.00	\$0.00	\$0.00	\$0.00	\$0.00	\$0.00	\$0.00	\$0.00	\$0.00	\$0.00	\$104,119.41	\$0.00
610000 Obra pública en bienes de dominio públic	\$104,119.41	\$0.00	\$104,119.41	\$0.00	\$0.00	\$0.00	\$0.00	\$0.00	\$0.00	\$0.00	\$0.00	\$0.00	\$0.00	\$104,119.41	\$0.00
617000 Instalaciones y equipamiento en construcc	\$104,119.41	\$0.00	\$104,119.41	\$0.00	\$0.00	\$0.00	\$0.00	\$0.00	\$0.00	\$0.00	\$0.00	\$0.00	\$0.00	\$104,119.41	\$0.00
617001 Instalaciones y equipamiento en construcc	\$104,119.41	\$0.00	\$104,119.41	\$0.00	\$0.00	\$0.00	\$0.00	\$0.00	\$0.00	\$0.00	\$0.00	\$0.00	\$0.00	\$104,119.41	\$0.00
<b>F.F.M. 2019</b>	<b>\$104,119.41</b>	<b>\$0.00</b>	<b>\$104,119.41</b>	<b>\$0.00</b>	<b>\$0.00</b>	<b>\$0.00</b>	<b>\$0.00</b>	<b>\$0.00</b>	<b>\$0.00</b>	<b>\$0.00</b>	<b>\$0.00</b>	<b>\$0.00</b>	<b>\$0.00</b>	<b>\$104,119.41</b>	<b>\$0.00</b>

**1511 F.G.P. 2020**


100000 SERVICIOS PERSONALES	\$22,704,484.96	\$1,474,590.00	\$1,455,406.00	\$1,533,492.02	\$1,462,495.00	\$1,715,017.52	\$1,520,194.66	\$0.00	\$0.00	\$0.00	\$0.00	\$0.00	\$0.00	\$9,261,195.20	\$13,443,289.76
110000 Remuneraciones al personal de carácter	\$15,328,940.00	\$1,301,442.00	\$1,302,943.00	\$1,307,839.00	\$1,308,898.00	\$1,303,708.00	\$1,286,795.00	\$0.00	\$0.00	\$0.00	\$0.00	\$0.00	\$0.00	\$7,811,625.00	\$7,517,315.00
111000 Dietas	\$4,064,000.00	\$338,660.00	\$338,660.00	\$338,660.00	\$338,660.00	\$338,660.00	\$321,765.00	\$0.00	\$0.00	\$0.00	\$0.00	\$0.00	\$0.00	\$2,015,065.00	\$2,048,935.00
111001 Dietas	\$4,064,000.00	\$338,660.00	\$338,660.00	\$338,660.00	\$338,660.00	\$338,660.00	\$321,765.00	\$0.00	\$0.00	\$0.00	\$0.00	\$0.00	\$0.00	\$2,015,065.00	\$2,048,935.00
113000 Sueldos base al personal permanente	\$11,264,940.00	\$962,782.00	\$964,283.00	\$969,179.00	\$970,238.00	\$965,048.00	\$965,030.00	\$0.00	\$0.00	\$0.00	\$0.00	\$0.00	\$0.00	\$5,796,560.00	\$5,468,380.00
113001 Sueldos	\$11,264,940.00	\$962,782.00	\$964,283.00	\$969,179.00	\$970,238.00	\$965,048.00	\$965,030.00	\$0.00	\$0.00	\$0.00	\$0.00	\$0.00	\$0.00	\$5,796,560.00	\$5,468,380.00
120000 Remuneraciones al personal de carácter	\$843,657.00	\$25,840.00	\$49,640.00	\$40,707.00	\$41,940.00	\$32,720.00	\$36,590.00	\$0.00	\$0.00	\$0.00	\$0.00	\$0.00	\$0.00	\$227,437.00	\$616,220.00
122000 Sueldos base al personal eventual	\$843,657.00	\$25,840.00	\$49,640.00	\$40,707.00	\$41,940.00	\$32,720.00	\$36,590.00	\$0.00	\$0.00	\$0.00	\$0.00	\$0.00	\$0.00	\$227,437.00	\$616,220.00
122003 Lista de Raya	\$843,657.00	\$25,840.00	\$49,640.00	\$40,707.00	\$41,940.00	\$32,720.00	\$36,590.00	\$0.00	\$0.00	\$0.00	\$0.00	\$0.00	\$0.00	\$227,437.00	\$616,220.00
130000 Remuneraciones adicionales y especiales	\$3,723,386.00	\$71,216.00	\$27,013.00	\$39,504.00	\$35,997.00	\$32,191.00	\$28,244.00	\$0.00	\$0.00	\$0.00	\$0.00	\$0.00	\$0.00	\$234,165.00	\$3,489,221.00
131000 Primas por años de servicios efectivos pre:	\$213,571.00	\$18,047.00	\$18,370.00	\$18,370.00	\$18,370.00	\$18,370.00	\$17,594.00	\$0.00	\$0.00	\$0.00	\$0.00	\$0.00	\$0.00	\$109,121.00	\$104,450.00
131001 Prima Quinquenal	\$213,571.00	\$18,047.00	\$18,370.00	\$18,370.00	\$18,370.00	\$18,370.00	\$17,594.00	\$0.00	\$0.00	\$0.00	\$0.00	\$0.00	\$0.00	\$109,121.00	\$104,450.00
132000 Primas de vacaciones, dominical y gratific	\$3,121,815.00	\$0.00	\$4,593.00	\$12,134.00	\$1,127.00	\$921.00	\$0.00	\$0.00	\$0.00	\$0.00	\$0.00	\$0.00	\$0.00	\$18,775.00	\$3,103,040.00
132001 Prima de Vacaciones y Dominical	\$238,895.00	\$0.00	\$4,593.00	\$12,134.00	\$1,127.00	\$921.00	\$0.00	\$0.00	\$0.00	\$0.00	\$0.00	\$0.00	\$0.00	\$18,775.00	\$220,120.00
132002 Gratificación Anual	\$2,882,920.00	\$0.00	\$0.00	\$0.00	\$0.00	\$0.00	\$0.00	\$0.00	\$0.00	\$0.00	\$0.00	\$0.00	\$0.00	\$0.00	\$2,882,920.00
134000 Compensaciones	\$388,000.00	\$53,169.00	\$4,050.00	\$9,000.00	\$16,500.00	\$12,900.00	\$10,650.00	\$0.00	\$0.00	\$0.00	\$0.00	\$0.00	\$0.00	\$106,269.00	\$281,731.00
134001 Compensaciones	\$388,000.00	\$53,169.00	\$4,050.00	\$9,000.00	\$16,500.00	\$12,900.00	\$10,650.00	\$0.00	\$0.00	\$0.00	\$0.00	\$0.00	\$0.00	\$106,269.00	\$281,731.00



2016-2020



2016-2020



2016-2020




Utr: supervisor  
 Rep: rptAnaliticoPresupuestoEgresos\_FF


**MUNICIPIO DE FRANCISCO I. MADERO, HIDALGO**  
**HIDALGO**  
**Analitico Mensual de Egresos Pagados por Fuente de Financiamiento al 30/jun./2020**  
**(Cuentas con Movimientos)**  
**(Cifras en pesos y centavos)**

Fecha y hora de Impresión | 17/jul./2020  
 11:06 a. m.

Objeto del Gasto	Presupuesto Vigente	Ene	Feb	Mar	Abr	May	Jun	Jul	Ago	Sep	Oct	Nov	Dic	Total	Diferencia (Vigente - Total)
150000 Otras prestaciones sociales y económica	\$2,808,501.98	\$76,092.00	\$75,810.00	\$245,442.02	\$75,660.00	\$346,398.52	\$168,565.66	\$0.00	\$0.00	\$0.00	\$0.00	\$0.00	\$0.00	\$987,988.20	\$1,820,513.78
151000 Cuotas para el fondo de ahorro y fondo de	\$654,456.00	\$54,484.00	\$56,700.00	\$56,700.00	\$56,700.00	\$56,700.00	\$56,700.00	\$0.00	\$0.00	\$0.00	\$0.00	\$0.00	\$0.00	\$337,984.00	\$316,472.00
151001 Cuotas para el fondo de ahorro y fondo de	\$654,456.00	\$54,484.00	\$56,700.00	\$56,700.00	\$56,700.00	\$56,700.00	\$56,700.00	\$0.00	\$0.00	\$0.00	\$0.00	\$0.00	\$0.00	\$337,984.00	\$316,472.00
152000 Indemnizaciones	\$1,000,000.00	\$0.00	\$0.00	\$169,782.02	\$0.00	\$270,738.52	\$86,245.66	\$0.00	\$0.00	\$0.00	\$0.00	\$0.00	\$0.00	\$526,766.20	\$473,233.80
152001 Indemnizaciones	\$1,000,000.00	\$0.00	\$0.00	\$169,782.02	\$0.00	\$270,738.52	\$86,245.66	\$0.00	\$0.00	\$0.00	\$0.00	\$0.00	\$0.00	\$526,766.20	\$473,233.80
153000 Prestaciones y haberes de retiro	\$800,583.98	\$0.00	\$0.00	\$0.00	\$0.00	\$0.00	\$0.00	\$0.00	\$0.00	\$0.00	\$0.00	\$0.00	\$0.00	\$0.00	\$800,583.98
153001 Fondo para Pensiones	\$800,583.98	\$0.00	\$0.00	\$0.00	\$0.00	\$0.00	\$0.00	\$0.00	\$0.00	\$0.00	\$0.00	\$0.00	\$0.00	\$0.00	\$800,583.98
154000 Prestaciones contractuales	\$118,750.00	\$18,960.00	\$18,960.00	\$18,960.00	\$18,960.00	\$18,960.00	\$18,720.00	\$0.00	\$0.00	\$0.00	\$0.00	\$0.00	\$0.00	\$113,520.00	\$5,230.00
154001 Prestaciones establecidas por condiciones	\$118,750.00	\$18,960.00	\$18,960.00	\$18,960.00	\$18,960.00	\$18,960.00	\$18,720.00	\$0.00	\$0.00	\$0.00	\$0.00	\$0.00	\$0.00	\$113,520.00	\$5,230.00
159000 Otras prestaciones sociales y económicas	\$234,712.00	\$2,648.00	\$150.00	\$0.00	\$0.00	\$0.00	\$6,900.00	\$0.00	\$0.00	\$0.00	\$0.00	\$0.00	\$0.00	\$9,698.00	\$225,014.00
159002 Otras Prestaciones	\$234,712.00	\$2,648.00	\$150.00	\$0.00	\$0.00	\$0.00	\$6,900.00	\$0.00	\$0.00	\$0.00	\$0.00	\$0.00	\$0.00	\$9,698.00	\$225,014.00
<b>200000 MATERIALES Y SUMINISTROS</b>	<b>\$297,174.70</b>	<b>\$0.00</b>	<b>\$0.00</b>	<b>\$0.00</b>	<b>\$15,000.00</b>	<b>\$24,360.00</b>	<b>\$100,367.44</b>	<b>\$0.00</b>	<b>\$0.00</b>	<b>\$0.00</b>	<b>\$0.00</b>	<b>\$0.00</b>	<b>\$0.00</b>	<b>\$139,747.44</b>	<b>\$87,427.26</b>
210000 Materiales de administración, emisión de	\$72,658.50	\$0.00	\$0.00	\$0.00	\$0.00	\$24,360.00	\$15,487.08	\$0.00	\$0.00	\$0.00	\$0.00	\$0.00	\$0.00	\$39,847.08	\$32,811.42
211000 Materiales, útiles y equipos menores de ofi	\$52,658.50	\$0.00	\$0.00	\$0.00	\$0.00	\$24,360.00	\$4,887.08	\$0.00	\$0.00	\$0.00	\$0.00	\$0.00	\$0.00	\$29,247.08	\$23,411.42
211001 Material de Oficina	\$12,658.50	\$0.00	\$0.00	\$0.00	\$0.00	\$0.00	\$4,887.08	\$0.00	\$0.00	\$0.00	\$0.00	\$0.00	\$0.00	\$4,887.08	\$7,771.42
211002 Gastos de Oficina	\$40,000.00	\$0.00	\$0.00	\$0.00	\$0.00	\$24,360.00	\$0.00	\$0.00	\$0.00	\$0.00	\$0.00	\$0.00	\$0.00	\$24,360.00	\$15,640.00
212000 Materiales y útiles de impresión y reproduc	\$20,000.00	\$0.00	\$0.00	\$0.00	\$0.00	\$0.00	\$10,600.00	\$0.00	\$0.00	\$0.00	\$0.00	\$0.00	\$0.00	\$10,600.00	\$9,400.00
212001 Materiales y Útiles de Impresión	\$20,000.00	\$0.00	\$0.00	\$0.00	\$0.00	\$0.00	\$10,600.00	\$0.00	\$0.00	\$0.00	\$0.00	\$0.00	\$0.00	\$10,600.00	\$9,400.00
250000 Productos químicos, farmacéuticos y de l	\$100,000.00	\$0.00	\$0.00	\$0.00	\$0.00	\$0.00	\$69,600.00	\$0.00	\$0.00	\$0.00	\$0.00	\$0.00	\$0.00	\$69,600.00	\$30,400.00
254000 Materiales, accesorios y suministros médic	\$100,000.00	\$0.00	\$0.00	\$0.00	\$0.00	\$0.00	\$69,600.00	\$0.00	\$0.00	\$0.00	\$0.00	\$0.00	\$0.00	\$69,600.00	\$30,400.00
254001 Materiales y Suministros Médicos	\$100,000.00	\$0.00	\$0.00	\$0.00	\$0.00	\$0.00	\$69,600.00	\$0.00	\$0.00	\$0.00	\$0.00	\$0.00	\$0.00	\$69,600.00	\$30,400.00
270000 Vestuario, blancos, prendas de protecció	\$29,516.20	\$0.00	\$0.00	\$0.00	\$15,000.00	\$0.00	\$14,516.20	\$0.00	\$0.00	\$0.00	\$0.00	\$0.00	\$0.00	\$29,516.20	\$0.00
271000 Vestuario y uniformes	\$29,516.20	\$0.00	\$0.00	\$0.00	\$15,000.00	\$0.00	\$14,516.20	\$0.00	\$0.00	\$0.00	\$0.00	\$0.00	\$0.00	\$29,516.20	\$0.00
271001 Vestuario, Uniformes	\$29,516.20	\$0.00	\$0.00	\$0.00	\$15,000.00	\$0.00	\$14,516.20	\$0.00	\$0.00	\$0.00	\$0.00	\$0.00	\$0.00	\$29,516.20	\$0.00
290000 Herramientas, refacciones y accesorios n	\$5,000.00	\$0.00	\$0.00	\$0.00	\$0.00	\$0.00	\$784.16	\$0.00	\$0.00	\$0.00	\$0.00	\$0.00	\$0.00	\$784.16	\$4,215.84
294000 Refacciones y accesorios menores de equ	\$5,000.00	\$0.00	\$0.00	\$0.00	\$0.00	\$0.00	\$784.16	\$0.00	\$0.00	\$0.00	\$0.00	\$0.00	\$0.00	\$784.16	\$4,215.84
294001 Refacciones y accesorios menores de equ	\$5,000.00	\$0.00	\$0.00	\$0.00	\$0.00	\$0.00	\$784.16	\$0.00	\$0.00	\$0.00	\$0.00	\$0.00	\$0.00	\$784.16	\$4,215.84
<b>300000 SERVICIOS GENERALES</b>	<b>\$974,899.82</b>	<b>\$105,741.00</b>	<b>\$53,637.00</b>	<b>\$52,568.00</b>	<b>\$155,157.96</b>	<b>\$250,138.18</b>	<b>\$464,921.25</b>	<b>\$0.00</b>	<b>\$0.00</b>	<b>\$0.00</b>	<b>\$0.00</b>	<b>\$0.00</b>	<b>\$0.00</b>	<b>\$1,083,163.39</b>	<b>-\$108,263.57</b>
320000 Servicios de arrendamiento	\$149,899.82	\$0.00	\$0.00	\$0.00	\$49,299.94	\$49,299.94	\$49,299.94	\$0.00	\$0.00	\$0.00	\$0.00	\$0.00	\$0.00	\$147,899.82	\$2,000.00
326000 Arrendamiento de maquinaria, otros equip	\$149,899.82	\$0.00	\$0.00	\$0.00	\$49,299.94	\$49,299.94	\$49,299.94	\$0.00	\$0.00	\$0.00	\$0.00	\$0.00	\$0.00	\$147,899.82	\$2,000.00
326001 Arrendamiento de Maquinaria y Equipo	\$149,899.82	\$0.00	\$0.00	\$0.00	\$49,299.94	\$49,299.94	\$49,299.94	\$0.00	\$0.00	\$0.00	\$0.00	\$0.00	\$0.00	\$147,899.82	\$2,000.00
340000 Servicios financieros, bancarios y comer	\$5,000.00	\$0.00	\$0.00	\$0.00	\$0.00	\$0.00	\$0.00	\$0.00	\$0.00	\$0.00	\$0.00	\$0.00	\$0.00	\$0.00	\$5,000.00
349000 Servicios financieros, bancarios y comerc	\$5,000.00	\$0.00	\$0.00	\$0.00	\$0.00	\$0.00	\$0.00	\$0.00	\$0.00	\$0.00	\$0.00	\$0.00	\$0.00	\$0.00	\$5,000.00
349001 Servicios financieros, bancarios y comerc	\$5,000.00	\$0.00	\$0.00	\$0.00	\$0.00	\$0.00	\$0.00	\$0.00	\$0.00	\$0.00	\$0.00	\$0.00	\$0.00	\$0.00	\$5,000.00
350000 Servicios de Instalación, reparación, man	\$110,000.00	\$0.00	\$0.00	\$0.00	\$52,264.02	\$147,844.24	\$306,091.31	\$0.00	\$0.00	\$0.00	\$0.00	\$0.00	\$0.00	\$506,199.57	-\$396,199.57
351000 Conservación y mantenimiento menor de i	\$10,000.00	\$0.00	\$0.00	\$0.00	\$0.00	\$0.00	\$11,764.02	\$0.00	\$0.00	\$0.00	\$0.00	\$0.00	\$0.00	\$11,764.02	-\$1,764.02
351001 Conservación y mantenimiento menor de i	\$10,000.00	\$0.00	\$0.00	\$0.00	\$0.00	\$0.00	\$11,764.02	\$0.00	\$0.00	\$0.00	\$0.00	\$0.00	\$0.00	\$11,764.02	-\$1,764.02
355000 Reparación y mantenimiento de equipo de	\$100,000.00	\$0.00	\$0.00	\$0.00	\$52,264.02	\$147,844.24	\$294,327.29	\$0.00	\$0.00	\$0.00	\$0.00	\$0.00	\$0.00	\$494,435.55	-\$394,435.55
355001 Mantenimiento de Vehículos	\$100,000.00	\$0.00	\$0.00	\$0.00	\$52,264.02	\$147,844.24	\$294,327.29	\$0.00	\$0.00	\$0.00	\$0.00	\$0.00	\$0.00	\$494,435.55	-\$394,435.55
390000 Otros servicios generales	\$710,000.00	\$106,741.00	\$53,637.00	\$52,568.00	\$53,594.00	\$52,994.00	\$109,530.00	\$0.00	\$0.00	\$0.00	\$0.00	\$0.00	\$0.00	\$429,064.00	\$280,936.00



2016-2020



2016-2020



2016-2020



Usu: supervisor  
Rep: rptAnaliticoPresupuestoEgresos\_FF

# MUNICIPIO DE FRANCISCO I. MADERO, HIDALGO HIDALGO

Analítico Mensual de Egresos Pagados por Fuente de Financiamiento al 30/jun./2020

(Cuentas con Movimientos)

(Cifras en pesos y centavos)

Fecha y 17/jul./2020

hora de Impresión 11:06 a. m.


Objeto del Gasto	Presupuesto Vigente	Ene	Feb	Mar	Abr	May	Jun	Jul	Ago	Sep	Oct	Nov	Dic	Total	Diferencia (Vigente - Total)
392000 Impuestos y derechos	\$60,000.00	\$0.00	\$0.00	\$0.00	\$0.00	\$0.00	\$57,150.00	\$0.00	\$0.00	\$0.00	\$0.00	\$0.00	\$0.00	\$57,150.00	\$2,850.00
392005 Pago de otros impuestos	\$60,000.00	\$0.00	\$0.00	\$0.00	\$0.00	\$0.00	\$57,150.00	\$0.00	\$0.00	\$0.00	\$0.00	\$0.00	\$0.00	\$57,150.00	\$2,850.00
398000 Impuesto sobre nóminas y otros que se de	\$650,000.00	\$106,741.00	\$53,637.00	\$52,568.00	\$53,594.00	\$52,994.00	\$52,380.00	\$0.00	\$0.00	\$0.00	\$0.00	\$0.00	\$0.00	\$371,914.00	\$278,086.00
398001 Impuesto sobre nóminas y otros que se de	\$650,000.00	\$106,741.00	\$53,637.00	\$52,568.00	\$53,594.00	\$52,994.00	\$52,380.00	\$0.00	\$0.00	\$0.00	\$0.00	\$0.00	\$0.00	\$371,914.00	\$278,086.00
400000 TRANSFERENCIAS, ASIGNACIONES	\$1,622,803.00	\$54,098.00	\$54,098.00	\$53,948.00	\$53,948.00	\$177,344.99	\$1,026,245.66	\$670,077.80	\$0.00	\$0.00	\$0.00	\$0.00	\$0.00	\$2,035,812.45	-\$413,009.45
410000 Transferencias internas y asignaciones a	\$600,000.00	\$54,098.00	\$54,098.00	\$53,948.00	\$55,028.00	\$54,778.00	\$55,028.00	\$0.00	\$0.00	\$0.00	\$0.00	\$0.00	\$0.00	\$326,978.00	\$273,022.00
415000 Transferencias internas otorgadas a entide	\$600,000.00	\$54,098.00	\$54,098.00	\$53,948.00	\$55,028.00	\$54,778.00	\$55,028.00	\$0.00	\$0.00	\$0.00	\$0.00	\$0.00	\$0.00	\$326,978.00	\$273,022.00
415001 Transferencias internas otorgadas a entide	\$600,000.00	\$54,098.00	\$54,098.00	\$53,948.00	\$55,028.00	\$54,778.00	\$55,028.00	\$0.00	\$0.00	\$0.00	\$0.00	\$0.00	\$0.00	\$326,978.00	\$273,022.00
440000 Ayudas sociales	\$1,022,803.00	\$0.00	\$0.00	\$0.00	\$122,316.99	\$971,467.66	\$616,049.60	\$0.00	\$0.00	\$0.00	\$0.00	\$0.00	\$0.00	\$1,708,834.45	-\$686,031.45
441000 Ayudas sociales a personas	\$172,803.00	\$0.00	\$0.00	\$0.00	\$0.00	\$0.00	\$52,529.52	\$0.00	\$0.00	\$0.00	\$0.00	\$0.00	\$0.00	\$52,529.52	\$120,273.48
441001 Ayudas sociales a personas	\$172,803.00	\$0.00	\$0.00	\$0.00	\$0.00	\$0.00	\$52,529.52	\$0.00	\$0.00	\$0.00	\$0.00	\$0.00	\$0.00	\$52,529.52	\$120,273.48
443000 Ayudas sociales a instituciones de enseña	\$250,000.00	\$0.00	\$0.00	\$0.00	\$0.00	\$0.00	\$31,197.85	\$0.00	\$0.00	\$0.00	\$0.00	\$0.00	\$0.00	\$31,197.85	\$218,802.15
443001 Ayudas sociales a instituciones de enseña	\$250,000.00	\$0.00	\$0.00	\$0.00	\$0.00	\$0.00	\$31,197.85	\$0.00	\$0.00	\$0.00	\$0.00	\$0.00	\$0.00	\$31,197.85	\$218,802.15
445000 Ayudas sociales a instituciones sin fines de	\$50,000.00	\$0.00	\$0.00	\$0.00	\$0.00	\$0.00	\$9,761.40	\$0.00	\$0.00	\$0.00	\$0.00	\$0.00	\$0.00	\$9,761.40	\$40,238.60
445001 Subsidios para el Fomento Deportivo	\$50,000.00	\$0.00	\$0.00	\$0.00	\$0.00	\$0.00	\$9,761.40	\$0.00	\$0.00	\$0.00	\$0.00	\$0.00	\$0.00	\$9,761.40	\$40,238.60
446000 Ayudas sociales a cooperativas	\$550,000.00	\$0.00	\$0.00	\$0.00	\$122,316.99	\$971,467.66	\$521,561.03	\$0.00	\$0.00	\$0.00	\$0.00	\$0.00	\$0.00	\$1,615,345.68	-\$1,065,345.68
446001 Ayudas sociales a cooperativas	\$550,000.00	\$0.00	\$0.00	\$0.00	\$122,316.99	\$971,467.66	\$521,561.03	\$0.00	\$0.00	\$0.00	\$0.00	\$0.00	\$0.00	\$1,615,345.68	-\$1,065,345.68
500000 BIENES MUEBLES, INMUEBLES E IN	\$672,341.50	\$0.00	\$0.00	\$0.00	\$0.00	\$672,341.50	\$0.00	\$0.00	\$0.00	\$0.00	\$0.00	\$0.00	\$0.00	\$672,341.50	\$0.00
580000 Bienes Inmuebles	\$672,341.50	\$0.00	\$0.00	\$0.00	\$0.00	\$672,341.50	\$0.00	\$0.00	\$0.00	\$0.00	\$0.00	\$0.00	\$0.00	\$672,341.50	\$0.00
581000 Terrenos	\$672,341.50	\$0.00	\$0.00	\$0.00	\$0.00	\$672,341.50	\$0.00	\$0.00	\$0.00	\$0.00	\$0.00	\$0.00	\$0.00	\$672,341.50	\$0.00
581001 Terrenos	\$672,341.50	\$0.00	\$0.00	\$0.00	\$0.00	\$672,341.50	\$0.00	\$0.00	\$0.00	\$0.00	\$0.00	\$0.00	\$0.00	\$672,341.50	\$0.00
600000 INVERSION PUBLICA	\$1,000,000.00	\$0.00	\$0.00	\$0.00	\$1,312,090.40	\$0.00	\$0.00	\$0.00	\$0.00	\$0.00	\$0.00	\$0.00	\$0.00	\$1,312,090.40	-\$312,090.40
610000 Obra pública en bienes de dominio públic	\$1,000,000.00	\$0.00	\$0.00	\$0.00	\$1,312,090.40	\$0.00	\$0.00	\$0.00	\$0.00	\$0.00	\$0.00	\$0.00	\$0.00	\$1,312,090.40	-\$312,090.40
617000 Instalaciones y equipamiento en construcc	\$1,000,000.00	\$0.00	\$0.00	\$0.00	\$1,312,090.40	\$0.00	\$0.00	\$0.00	\$0.00	\$0.00	\$0.00	\$0.00	\$0.00	\$1,312,090.40	-\$312,090.40
617001 Instalaciones y equipamiento en construcc	\$1,000,000.00	\$0.00	\$0.00	\$0.00	\$1,312,090.40	\$0.00	\$0.00	\$0.00	\$0.00	\$0.00	\$0.00	\$0.00	\$0.00	\$1,312,090.40	-\$312,090.40
<b>F.G.P. 2020</b>	<b>\$27,181,704.00</b>	<b>\$1,635,429.00</b>	<b>\$1,563,141.00</b>	<b>\$1,740,008.02</b>	<b>\$3,122,000.35</b>	<b>\$3,680,102.85</b>	<b>\$2,755,581.15</b>	<b>\$0.00</b>	<b>\$0.00</b>	<b>\$0.00</b>	<b>\$0.00</b>	<b>\$0.00</b>	<b>\$0.00</b>	<b>\$14,504,350.38</b>	<b>\$12,677,353.62</b>

## 1512 F.F.M. 2020


500000 BIENES MUEBLES, INMUEBLES E IN	\$2,223,120.00	\$0.00	\$0.00	\$0.00	\$0.00	\$0.00	\$0.00	\$0.00	\$0.00	\$0.00	\$0.00	\$0.00	\$0.00	\$0.00	\$2,223,120.00
580000 Bienes Inmuebles	\$2,223,120.00	\$0.00	\$0.00	\$0.00	\$0.00	\$0.00	\$0.00	\$0.00	\$0.00	\$0.00	\$0.00	\$0.00	\$0.00	\$0.00	\$2,223,120.00
581000 Terrenos	\$2,223,120.00	\$0.00	\$0.00	\$0.00	\$0.00	\$0.00	\$0.00	\$0.00	\$0.00	\$0.00	\$0.00	\$0.00	\$0.00	\$0.00	\$2,223,120.00
581001 Terrenos	\$2,223,120.00	\$0.00	\$0.00	\$0.00	\$0.00	\$0.00	\$0.00	\$0.00	\$0.00	\$0.00	\$0.00	\$0.00	\$0.00	\$0.00	\$2,223,120.00
600000 INVERSION PUBLICA	\$10,171,868.00	\$0.00	\$0.00	\$0.00	\$992,894.32	\$2,473,676.75	\$1,228,550.35	\$0.00	\$0.00	\$0.00	\$0.00	\$0.00	\$0.00	\$4,695,121.42	\$5,476,746.58
610000 Obra pública en bienes de dominio públic	\$2,957,395.00	\$0.00	\$0.00	\$0.00	\$992,894.32	\$2,473,676.75	\$1,228,550.35	\$0.00	\$0.00	\$0.00	\$0.00	\$0.00	\$0.00	\$4,695,121.42	-\$1,737,726.42
615000 Construcción de vías de comunicación	\$2,957,395.00	\$0.00	\$0.00	\$0.00	\$992,894.32	\$2,473,676.75	\$1,228,550.35	\$0.00	\$0.00	\$0.00	\$0.00	\$0.00	\$0.00	\$4,695,121.42	-\$1,737,726.42
615001 Construcción de vías de comunicación	\$2,957,395.00	\$0.00	\$0.00	\$0.00	\$992,894.32	\$2,473,676.75	\$1,228,550.35	\$0.00	\$0.00	\$0.00	\$0.00	\$0.00	\$0.00	\$4,695,121.42	-\$1,737,726.42
620000 Obra pública en bienes propios	\$7,214,473.00	\$0.00	\$0.00	\$0.00	\$0.00	\$0.00	\$0.00	\$0.00	\$0.00	\$0.00	\$0.00	\$0.00	\$0.00	\$0.00	\$7,214,473.00
624000 División de terrenos y construcción de obr	\$5,472,332.00	\$0.00	\$0.00	\$0.00	\$0.00	\$0.00	\$0.00	\$0.00	\$0.00	\$0.00	\$0.00	\$0.00	\$0.00	\$0.00	\$5,472,332.00
624001 División de terrenos y construcción de obr	\$5,472,332.00	\$0.00	\$0.00	\$0.00	\$0.00	\$0.00	\$0.00	\$0.00	\$0.00	\$0.00	\$0.00	\$0.00	\$0.00	\$0.00	\$5,472,332.00



2016-2020



2016-2020



2016-2020


MUNICIPIO DE FRANCISCO I. MADERO, HIDALGO  
HIDALGO

Analítico Mensual de Egresos Pagados por Fuente de Financiamiento al 30/jun./2020

(Cuentas con Movimientos)  
(Cifras en pesos y centavos)

Fecha y hora de impresión | 17/jul./2020  
11:06 a. m.

Objeto del Gasto	Presupuesto Vigente	Ene	Feb	Mar	Abr	May	Jun	Jul	Ago	Sep	Oct	Nov	Dic	Total	Diferencia (Vigente - Total)
627000 Instalaciones y equipamiento en construcc	\$1,742,141.00	\$0.00	\$0.00	\$0.00	\$0.00	\$0.00	\$0.00	\$0.00	\$0.00	\$0.00	\$0.00	\$0.00	\$0.00	\$0.00	\$1,742,141.00
627001 Instalaciones y equipamiento en construcc	\$1,742,141.00	\$0.00	\$0.00	\$0.00	\$0.00	\$0.00	\$0.00	\$0.00	\$0.00	\$0.00	\$0.00	\$0.00	\$0.00	\$0.00	\$1,742,141.00
<b>F.F.M. 2020</b>	<b>\$12,394,988.00</b>	<b>\$0.00</b>	<b>\$0.00</b>	<b>\$0.00</b>	<b>\$992,894.32</b>	<b>\$2,473,676.75</b>	<b>\$1,228,550.35</b>	<b>\$0.00</b>	<b>\$0.00</b>	<b>\$0.00</b>	<b>\$0.00</b>	<b>\$0.00</b>	<b>\$0.00</b>	<b>\$4,695,121.42</b>	<b>\$7,699,866.50</b>
<b>1513 IEPS-TABACOS 2020</b>															
100000 SERVICIOS PERSONALES	\$584,205.00	\$0.00	\$0.00	\$0.00	\$0.00	\$0.00	\$0.00	\$0.00	\$0.00	\$0.00	\$0.00	\$0.00	\$0.00	\$0.00	\$584,205.00
130000 Remuneraciones adicionales y especiales	\$584,205.00	\$0.00	\$0.00	\$0.00	\$0.00	\$0.00	\$0.00	\$0.00	\$0.00	\$0.00	\$0.00	\$0.00	\$0.00	\$0.00	\$584,205.00
132000 Primas de vacaciones, dominical y gratificz	\$584,205.00	\$0.00	\$0.00	\$0.00	\$0.00	\$0.00	\$0.00	\$0.00	\$0.00	\$0.00	\$0.00	\$0.00	\$0.00	\$0.00	\$584,205.00
132002 Gratificación Anual	\$584,205.00	\$0.00	\$0.00	\$0.00	\$0.00	\$0.00	\$0.00	\$0.00	\$0.00	\$0.00	\$0.00	\$0.00	\$0.00	\$0.00	\$584,205.00
<b>IEPS-TABACOS 2020</b>	<b>\$584,205.00</b>	<b>\$0.00</b>	<b>\$0.00</b>	<b>\$0.00</b>	<b>\$0.00</b>	<b>\$0.00</b>	<b>\$0.00</b>	<b>\$0.00</b>	<b>\$0.00</b>	<b>\$0.00</b>	<b>\$0.00</b>	<b>\$0.00</b>	<b>\$0.00</b>	<b>\$0.00</b>	<b>\$584,205.00</b>
<b>1514 IEPS GASOLINAS 2020</b>															
100000 SERVICIOS PERSONALES	\$1,217,000.00	\$0.00	\$0.00	\$0.00	\$0.00	\$0.00	\$0.00	\$0.00	\$0.00	\$0.00	\$0.00	\$0.00	\$0.00	\$0.00	\$1,217,000.00
130000 Remuneraciones adicionales y especiales	\$1,217,000.00	\$0.00	\$0.00	\$0.00	\$0.00	\$0.00	\$0.00	\$0.00	\$0.00	\$0.00	\$0.00	\$0.00	\$0.00	\$0.00	\$1,217,000.00
132000 Primas de vacaciones, dominical y gratificz	\$1,217,000.00	\$0.00	\$0.00	\$0.00	\$0.00	\$0.00	\$0.00	\$0.00	\$0.00	\$0.00	\$0.00	\$0.00	\$0.00	\$0.00	\$1,217,000.00
132002 Gratificación Anual	\$1,217,000.00	\$0.00	\$0.00	\$0.00	\$0.00	\$0.00	\$0.00	\$0.00	\$0.00	\$0.00	\$0.00	\$0.00	\$0.00	\$0.00	\$1,217,000.00
<b>IEPS GASOLINAS 2020</b>	<b>\$1,217,000.00</b>	<b>\$0.00</b>	<b>\$0.00</b>	<b>\$0.00</b>	<b>\$0.00</b>	<b>\$0.00</b>	<b>\$0.00</b>	<b>\$0.00</b>	<b>\$0.00</b>	<b>\$0.00</b>	<b>\$0.00</b>	<b>\$0.00</b>	<b>\$0.00</b>	<b>\$0.00</b>	<b>\$1,217,000.00</b>
<b>1515 ISAN 2020</b>															
100000 SERVICIOS PERSONALES	\$214,799.00	\$0.00	\$0.00	\$0.00	\$0.00	\$0.00	\$0.00	\$0.00	\$0.00	\$0.00	\$0.00	\$0.00	\$0.00	\$0.00	\$214,799.00
130000 Remuneraciones adicionales y especiales	\$214,799.00	\$0.00	\$0.00	\$0.00	\$0.00	\$0.00	\$0.00	\$0.00	\$0.00	\$0.00	\$0.00	\$0.00	\$0.00	\$0.00	\$214,799.00
132000 Primas de vacaciones, dominical y gratificz	\$214,799.00	\$0.00	\$0.00	\$0.00	\$0.00	\$0.00	\$0.00	\$0.00	\$0.00	\$0.00	\$0.00	\$0.00	\$0.00	\$0.00	\$214,799.00
132002 Gratificación Anual	\$214,799.00	\$0.00	\$0.00	\$0.00	\$0.00	\$0.00	\$0.00	\$0.00	\$0.00	\$0.00	\$0.00	\$0.00	\$0.00	\$0.00	\$214,799.00
<b>ISAN 2020</b>	<b>\$214,799.00</b>	<b>\$0.00</b>	<b>\$0.00</b>	<b>\$0.00</b>	<b>\$0.00</b>	<b>\$0.00</b>	<b>\$0.00</b>	<b>\$0.00</b>	<b>\$0.00</b>	<b>\$0.00</b>	<b>\$0.00</b>	<b>\$0.00</b>	<b>\$0.00</b>	<b>\$0.00</b>	<b>\$214,799.00</b>
<b>1516 FOFIS 2020</b>															
100000 SERVICIOS PERSONALES	\$975,470.00	\$0.00	\$0.00	\$0.00	\$0.00	\$0.00	\$0.00	\$0.00	\$0.00	\$0.00	\$0.00	\$0.00	\$0.00	\$0.00	\$975,470.00
130000 Remuneraciones adicionales y especiales	\$975,470.00	\$0.00	\$0.00	\$0.00	\$0.00	\$0.00	\$0.00	\$0.00	\$0.00	\$0.00	\$0.00	\$0.00	\$0.00	\$0.00	\$975,470.00
132000 Primas de vacaciones, dominical y gratificz	\$975,470.00	\$0.00	\$0.00	\$0.00	\$0.00	\$0.00	\$0.00	\$0.00	\$0.00	\$0.00	\$0.00	\$0.00	\$0.00	\$0.00	\$975,470.00
132002 Gratificación Anual	\$975,470.00	\$0.00	\$0.00	\$0.00	\$0.00	\$0.00	\$0.00	\$0.00	\$0.00	\$0.00	\$0.00	\$0.00	\$0.00	\$0.00	\$975,470.00
<b>FOFIS 2020</b>	<b>\$975,470.00</b>	<b>\$0.00</b>	<b>\$0.00</b>	<b>\$0.00</b>	<b>\$0.00</b>	<b>\$0.00</b>	<b>\$0.00</b>	<b>\$0.00</b>	<b>\$0.00</b>	<b>\$0.00</b>	<b>\$0.00</b>	<b>\$0.00</b>	<b>\$0.00</b>	<b>\$0.00</b>	<b>\$975,470.00</b>
<b>1517 CISAN 2020</b>															
100000 SERVICIOS PERSONALES	\$44,277.00	\$0.00	\$0.00	\$0.00	\$0.00	\$0.00	\$0.00	\$0.00	\$0.00	\$0.00	\$0.00	\$0.00	\$0.00	\$0.00	\$44,277.00
130000 Remuneraciones adicionales y especiales	\$44,277.00	\$0.00	\$0.00	\$0.00	\$0.00	\$0.00	\$0.00	\$0.00	\$0.00	\$0.00	\$0.00	\$0.00	\$0.00	\$0.00	\$44,277.00



2016-2020



2016-2020



2016-2020

# MUNICIPIO DE FRANCISCO I. MADERO, HIDALGO HIDALGO


Analitico Mensual de Egresos Pagados por Fuente de Financiamiento al 30/jun./2020

(Cuentas con Movimientos)

(Cifras en pesos y centavos)

Fecha y hora de Impresión | 17/jul./2020  
11:06 a. m.

Objeto del Gasto	Presupuesto Vigente	Ene	Feb	Mar	Abr	May	Jun	Jul	Ago	Sep	Oct	Nov	Dic	Total	Diferencia (Vigente - Total)
132000 Primas de vacaciones, dominical y gratifica	\$44,277.00	\$0.00	\$0.00	\$0.00	\$0.00	\$0.00	\$0.00	\$0.00	\$0.00	\$0.00	\$0.00	\$0.00	\$0.00	\$0.00	\$44,277.00
132002 Gratificación Anual	\$44,277.00	\$0.00	\$0.00	\$0.00	\$0.00	\$0.00	\$0.00	\$0.00	\$0.00	\$0.00	\$0.00	\$0.00	\$0.00	\$0.00	\$44,277.00
<b>CISAN 2020</b>	<b>\$44,277.00</b>	<b>\$0.00</b>	<b>\$0.00</b>	<b>\$0.00</b>	<b>\$0.00</b>	<b>\$0.00</b>	<b>\$0.00</b>	<b>\$0.00</b>	<b>\$0.00</b>	<b>\$0.00</b>	<b>\$0.00</b>	<b>\$0.00</b>	<b>\$0.00</b>	<b>\$0.00</b>	<b>\$44,277.00</b>
<b>2516 FAISM 2019</b>															
600000 INVERSION PUBLICA	\$5,075,082.99	\$1,945,616.88	\$2,923,666.30	\$2,291,155.79	\$35,738.18	\$0.00	\$0.00	\$0.00	\$0.00	\$0.00	\$0.00	\$0.00	\$0.00	\$7,196,197.15	-\$2,121,114.17
610000 Obra pública en bienes de dominio público	\$5,075,082.99	\$1,945,616.88	\$2,923,666.30	\$2,291,155.79	\$35,738.18	\$0.00	\$0.00	\$0.00	\$0.00	\$0.00	\$0.00	\$0.00	\$0.00	\$7,196,197.15	-\$2,121,114.17
613000 Construcción de obras para el abastecimie	\$1,835,174.59	\$319,368.64	\$974,899.73	\$1,323,311.86	\$0.00	\$0.00	\$0.00	\$0.00	\$0.00	\$0.00	\$0.00	\$0.00	\$0.00	\$2,617,580.23	-\$782,405.64
613001 Construcción de obras para el abastecimie	\$1,835,174.59	\$319,368.64	\$974,899.73	\$1,323,311.86	\$0.00	\$0.00	\$0.00	\$0.00	\$0.00	\$0.00	\$0.00	\$0.00	\$0.00	\$2,617,580.23	-\$782,405.64
614000 División de terrenos y construcción de obr	\$1,099,320.45	\$1,203,877.25	\$189,633.91	\$110,572.27	\$20,282.21	\$0.00	\$0.00	\$0.00	\$0.00	\$0.00	\$0.00	\$0.00	\$0.00	\$1,524,365.64	-\$425,045.19
614001 División de terrenos y construcción de obr	\$1,099,320.45	\$1,203,877.25	\$189,633.91	\$110,572.27	\$20,282.21	\$0.00	\$0.00	\$0.00	\$0.00	\$0.00	\$0.00	\$0.00	\$0.00	\$1,524,365.64	-\$425,045.19
615000 Construcción de vías de comunicación	\$958,526.79	\$0.00	\$1,336,036.84	\$17,831.18	\$15,455.97	\$0.00	\$0.00	\$0.00	\$0.00	\$0.00	\$0.00	\$0.00	\$0.00	\$1,369,323.99	-\$410,797.20
615001 Construcción de vías de comunicación	\$958,526.79	\$0.00	\$1,336,036.84	\$17,831.18	\$15,455.97	\$0.00	\$0.00	\$0.00	\$0.00	\$0.00	\$0.00	\$0.00	\$0.00	\$1,369,323.99	-\$410,797.20
617000 Instalaciones y equipamiento en construcc	\$1,182,061.15	\$422,370.99	\$423,115.82	\$839,440.48	\$0.00	\$0.00	\$0.00	\$0.00	\$0.00	\$0.00	\$0.00	\$0.00	\$0.00	\$1,684,927.29	-\$502,866.14
617001 Instalaciones y equipamiento en construcc	\$1,182,061.15	\$422,370.99	\$423,115.82	\$839,440.48	\$0.00	\$0.00	\$0.00	\$0.00	\$0.00	\$0.00	\$0.00	\$0.00	\$0.00	\$1,684,927.29	-\$502,866.14
<b>FAISM 2019</b>	<b>\$5,075,082.99</b>	<b>\$1,945,616.88</b>	<b>\$2,923,666.30</b>	<b>\$2,291,155.79</b>	<b>\$35,738.18</b>	<b>\$0.00</b>	<b>\$0.00</b>	<b>\$0.00</b>	<b>\$0.00</b>	<b>\$0.00</b>	<b>\$0.00</b>	<b>\$0.00</b>	<b>\$0.00</b>	<b>\$7,196,197.15</b>	<b>-\$2,121,114.17</b>
<b>2520 FAISM 2020</b>															
600000 INVERSION PUBLICA	\$13,053,390.00	\$0.00	\$0.00	\$0.00	\$0.00	\$0.00	\$0.00	\$0.00	\$0.00	\$0.00	\$0.00	\$0.00	\$0.00	\$0.00	\$13,053,390.00
610000 Obra pública en bienes de dominio público	\$2,118,777.00	\$0.00	\$0.00	\$0.00	\$0.00	\$0.00	\$0.00	\$0.00	\$0.00	\$0.00	\$0.00	\$0.00	\$0.00	\$0.00	\$2,118,777.00
613000 Construcción de obras para el abastecimie	\$2,118,777.00	\$0.00	\$0.00	\$0.00	\$0.00	\$0.00	\$0.00	\$0.00	\$0.00	\$0.00	\$0.00	\$0.00	\$0.00	\$0.00	\$2,118,777.00
613001 Construcción de obras para el abastecimie	\$2,118,777.00	\$0.00	\$0.00	\$0.00	\$0.00	\$0.00	\$0.00	\$0.00	\$0.00	\$0.00	\$0.00	\$0.00	\$0.00	\$0.00	\$2,118,777.00
620000 Obra pública en bienes propios	\$10,934,613.00	\$0.00	\$0.00	\$0.00	\$0.00	\$0.00	\$0.00	\$0.00	\$0.00	\$0.00	\$0.00	\$0.00	\$0.00	\$0.00	\$10,934,613.00
624000 División de terrenos y construcción de obr	\$7,458,997.00	\$0.00	\$0.00	\$0.00	\$0.00	\$0.00	\$0.00	\$0.00	\$0.00	\$0.00	\$0.00	\$0.00	\$0.00	\$0.00	\$7,458,997.00
624001 División de terrenos y construcción de obr	\$7,458,997.00	\$0.00	\$0.00	\$0.00	\$0.00	\$0.00	\$0.00	\$0.00	\$0.00	\$0.00	\$0.00	\$0.00	\$0.00	\$0.00	\$7,458,997.00
625000 Construcción de vías de comunicación	\$1,957,295.00	\$0.00	\$0.00	\$0.00	\$0.00	\$0.00	\$0.00	\$0.00	\$0.00	\$0.00	\$0.00	\$0.00	\$0.00	\$0.00	\$1,957,295.00
625001 Construcción de vías de comunicación	\$1,957,295.00	\$0.00	\$0.00	\$0.00	\$0.00	\$0.00	\$0.00	\$0.00	\$0.00	\$0.00	\$0.00	\$0.00	\$0.00	\$0.00	\$1,957,295.00
627000 Instalaciones y equipamiento en construcc	\$1,518,321.00	\$0.00	\$0.00	\$0.00	\$0.00	\$0.00	\$0.00	\$0.00	\$0.00	\$0.00	\$0.00	\$0.00	\$0.00	\$0.00	\$1,518,321.00
627001 Instalaciones y equipamiento en construcc	\$1,518,321.00	\$0.00	\$0.00	\$0.00	\$0.00	\$0.00	\$0.00	\$0.00	\$0.00	\$0.00	\$0.00	\$0.00	\$0.00	\$0.00	\$1,518,321.00
<b>FAISM 2020</b>	<b>\$13,053,390.00</b>	<b>\$0.00</b>	<b>\$0.00</b>	<b>\$0.00</b>	<b>\$0.00</b>	<b>\$0.00</b>	<b>\$0.00</b>	<b>\$0.00</b>	<b>\$0.00</b>	<b>\$0.00</b>	<b>\$0.00</b>	<b>\$0.00</b>	<b>\$0.00</b>	<b>\$0.00</b>	<b>\$13,053,390.00</b>
<b>2521 FORTAMUN 2020</b>															
100000 SERVICIOS PERSONALES	\$9,025,002.00	\$534,073.00	\$539,878.00	\$559,940.00	\$541,303.00	\$528,586.00	\$547,221.00	\$0.00	\$0.00	\$0.00	\$0.00	\$0.00	\$0.00	\$3,251,101.00	\$5,773,901.00
110000 Remuneraciones al personal de carácter	\$6,421,734.00	\$509,631.00	\$515,342.00	\$520,543.00	\$515,660.00	\$505,178.00	\$523,713.00	\$0.00	\$0.00	\$0.00	\$0.00	\$0.00	\$0.00	\$3,090,067.00	\$3,331,667.00
113000 Sueldos base al personal permanente	\$6,421,734.00	\$509,631.00	\$515,342.00	\$520,543.00	\$515,660.00	\$505,178.00	\$523,713.00	\$0.00	\$0.00	\$0.00	\$0.00	\$0.00	\$0.00	\$3,090,067.00	\$3,331,667.00
113001 Sueldos	\$6,421,734.00	\$509,631.00	\$515,342.00	\$520,543.00	\$515,660.00	\$505,178.00	\$523,713.00	\$0.00	\$0.00	\$0.00	\$0.00	\$0.00	\$0.00	\$3,090,067.00	\$3,331,667.00
130000 Remuneraciones adicionales y especiales	\$2,603,067.00	\$7,357.00	\$8,196.00	\$23,389.00	\$9,635.00	\$7,500.00	\$7,500.00	\$0.00	\$0.00	\$0.00	\$0.00	\$0.00	\$0.00	\$63,577.00	\$1,966,490.00



2016-2020

2016-2020

2016-2020







Usu: supervisor  
 Rep: rptAnaliticoPresupuestoEgresos\_FF

**MUNICIPIO DE FRANCISCO I. MADERO, HIDALGO**  
**HIDALGO**

Análítico Mensual de Egresos Pagados por Fuente de Financiamiento al 30/jun./2020

(Cuentas con Movimientos)  
 (Cifras en pesos y centavos)

Fecha y hora de Impresión | 17/jul./2020  
 11:08 a. m.

Objeto del Gasto	Presupuesto Vigente	Ene	Feb	Mar	Abr	May	Jun	Jul	Ago	Sep	Oct	Nov	Dic	Total	Diferencia (Vigente - Total)
615001 Construcción de vías de comunicación	\$1,196,000.00	\$0.00	\$0.00	\$0.00	\$0.00	\$0.00	\$0.00	\$0.00	\$0.00	\$0.00	\$0.00	\$0.00	\$0.00	\$0.00	\$1,196,000.00
<b>FORTAMUN 2020</b>	<b>\$24,907,804.00</b>	<b>\$832,552.53</b>	<b>\$1,296,322.42</b>	<b>\$2,144,117.97</b>	<b>\$1,900,440.28</b>	<b>\$1,820,587.50</b>	<b>\$1,452,140.76</b>	<b>\$0.00</b>	<b>\$0.00</b>	<b>\$0.00</b>	<b>\$0.00</b>	<b>\$0.00</b>	<b>\$0.00</b>	<b>\$9,454,181.46</b>	<b>\$15,453,622.54</b>
<b>Total Final</b>	<b>\$97,199,637.46</b>	<b>\$4,925,377.67</b>	<b>\$7,219,080.57</b>	<b>\$8,213,337.10</b>	<b>\$6,692,285.96</b>	<b>\$8,244,926.33</b>	<b>\$5,736,556.73</b>	<b>\$0.00</b>	<b>\$0.00</b>	<b>\$0.00</b>	<b>\$0.00</b>	<b>\$0.00</b>	<b>\$0.00</b>	<b>\$41,031,558.36</b>	<b>\$56,168,079.10</b>

PROFR. LUCAS PABLO GUZMAN ISIDRO

PRESIDENTE MUNICIPAL

L.A.E. JOSE EMMANUEL MEJIA HERNANDEZ

TESORERO MUNICIPAL

PROFRA. PAULINA MADRIGAL MOCTEZUMA

SINDICO PROCURADOR

